



US0D1000302S

(12) **United States Design Patent**  
**Heindl**

(10) **Patent No.:** **US D1,000,302 S**

(45) **Date of Patent:** **\*\* Oct. 3, 2023**

(54) **SCALE**

(71) Applicant: **Peter A. Heindl**, Riederberg (AT)

(72) Inventor: **Peter A. Heindl**, Riederberg (AT)

(\*\*) Term: **15 Years**

(21) Appl. No.: **29/819,285**

(22) Filed: **Dec. 14, 2021**

(30) **Foreign Application Priority Data**

Jul. 2, 2021 (EM) ..... 008600464

(51) **LOC (14) Cl.** ..... **10-04**

(52) **U.S. Cl.**  
USPC ..... **D10/90**

(58) **Field of Classification Search**

USPC ..... D10/90  
CPC G01G 1/18; G01G 1/185; G01G 1/20; G01G  
1/22; G01G 1/24; G01G 1/243; G01G  
1/246; G01G 1/26; G01G 1/28; G01G  
1/29; G01G 1/30; G01G 1/32; G01G  
1/34; G01G 1/36; G01G 1/38; G01G  
1/40; G01G 1/42

See application file for complete search history.

(56) **References Cited**

U.S. PATENT DOCUMENTS

D951,117 S \* 5/2022 Fouts ..... D21/523  
11,644,358 B2 \* 5/2023 Ganrude ..... G01G 21/28  
177/200

\* cited by examiner

*Primary Examiner* — Antoine Duval Davis

(74) *Attorney, Agent, or Firm* — Smartpat PLC


(57) **CLAIM**

I claim the ornamental design for a scale, as shown and described.

**DESCRIPTION**

FIG. 1 is a perspective front view of a scale showing my new design;  
FIG. 2 is a top, front perspective view thereof; and,  
FIG. 3 is front, left side perspective view thereof.

**1 Claim, 3 Drawing Sheets**






FIG. 1




FIG. 2




FIG. 3