



US00D867225S

(12) **United States Design Patent**
Li

(10) **Patent No.:** **US D867,225 S**

(45) **Date of Patent:** **** Nov. 19, 2019**

(54) **MOTORCYCLE REAR BODY PANEL SET**

(71) Applicant: **William Li**, Norwalk, CA (US)

(72) Inventor: **William Li**, Norwalk, CA (US)

(**) Term: **15 Years**

(21) Appl. No.: **29/653,539**

(22) Filed: **Jun. 15, 2018**

Related U.S. Application Data

(63) Continuation-in-part of application No. 29/649,078, filed on May 25, 2018.

(51) **LOC (12) Cl.** **12-11**

(52) **U.S. Cl.**
USPC **D12/126**

(58) **Field of Classification Search**
USPC D12/182, 184, 186, 110, 114, 126
CPC B62J 6/02; B62J 17/00; B62J 25/00
See application file for complete search history.

(56) **References Cited**

U.S. PATENT DOCUMENTS

D540,719 S *	4/2007	Tako	D12/126
D580,325 S *	11/2008	Sawabe	D12/126
D596,536 S *	7/2009	Katagiri	D12/126
D660,203 S *	5/2012	Yamazaki	D12/126
D694,157 S *	11/2013	Katagiri	D12/126
D695,157 S *	12/2013	Tsukui	D12/126
D711,289 S *	8/2014	Yaffe	D12/114
D711,290 S *	8/2014	Akita	D12/114
D712,794 S *	9/2014	Katagiri	D12/114

D726,594 S *	4/2015	Nishimoto	D12/114
D730,249 S *	5/2015	Ishiguri	D12/110
D733,010 S *	6/2015	Tako	D12/126
D736,680 S *	8/2015	Nishimoto	D12/126
2010/0181132 A1*	7/2010	Inose	B62J 17/02 180/229
2010/0181133 A1*	7/2010	Mitomi	B60K 13/02 180/229
2014/0084623 A1*	3/2014	Miyamoto	B62J 25/00 296/180.1

* cited by examiner

Primary Examiner — Darlington Ly

(74) *Attorney, Agent, or Firm* — Clement Cheng


(57) **CLAIM**

The ornamental design for a motorcycle rear body panel set, as shown and described.

DESCRIPTION

FIG. 1 is a front and right side perspective view of a motorcycle rear body panel set showing my new design; FIG. 2 is a front elevation view thereof; FIG. 3 is a rear elevation view thereof; FIG. 4 is a left side elevation view thereof; FIG. 5 is a right side elevation view thereof; FIG. 6 is a top plan view thereof; and, FIG. 7 is a bottom plan view thereof. The broken line showing portions of the motorcycle are provided for the purpose of illustrating environmental structure and form no part of the claimed design.

1 Claim, 7 Drawing Sheets



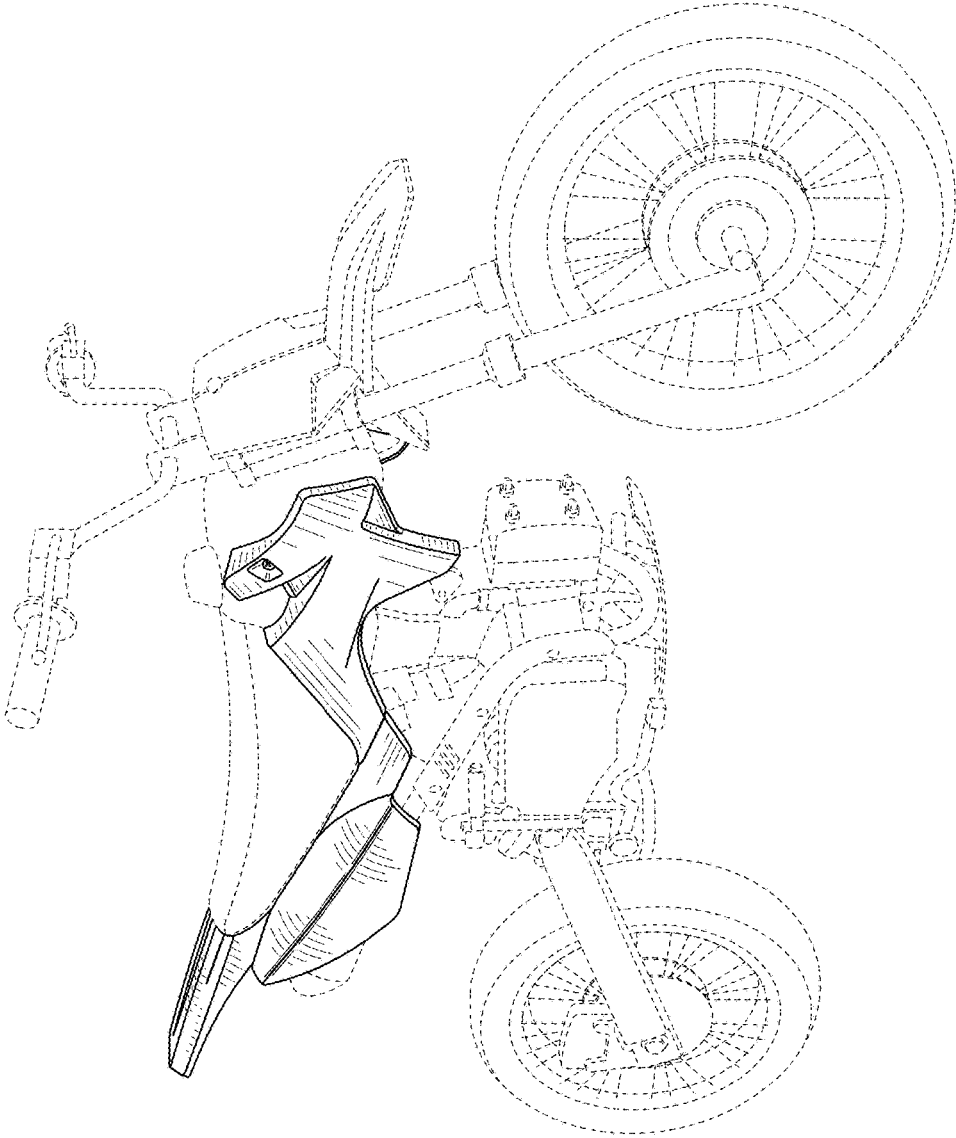


FIG. 1

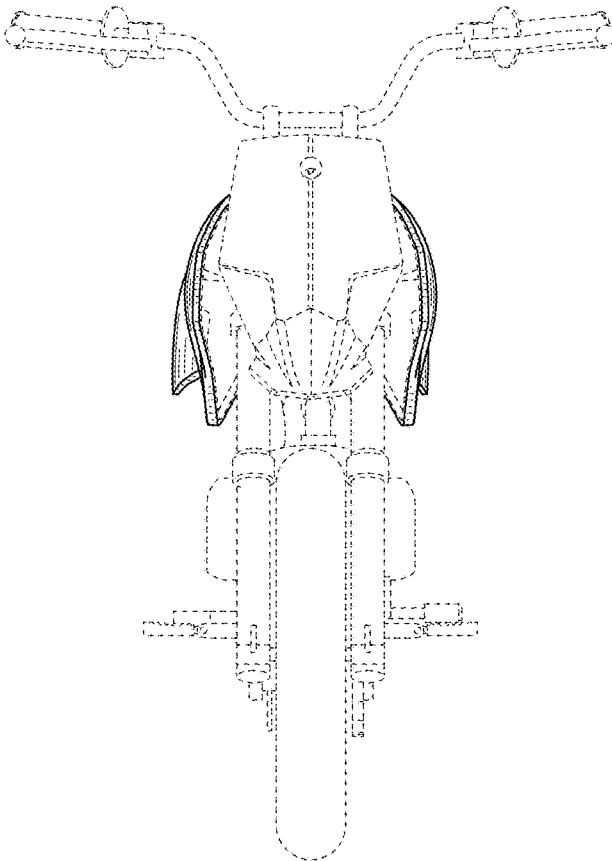


FIG. 2

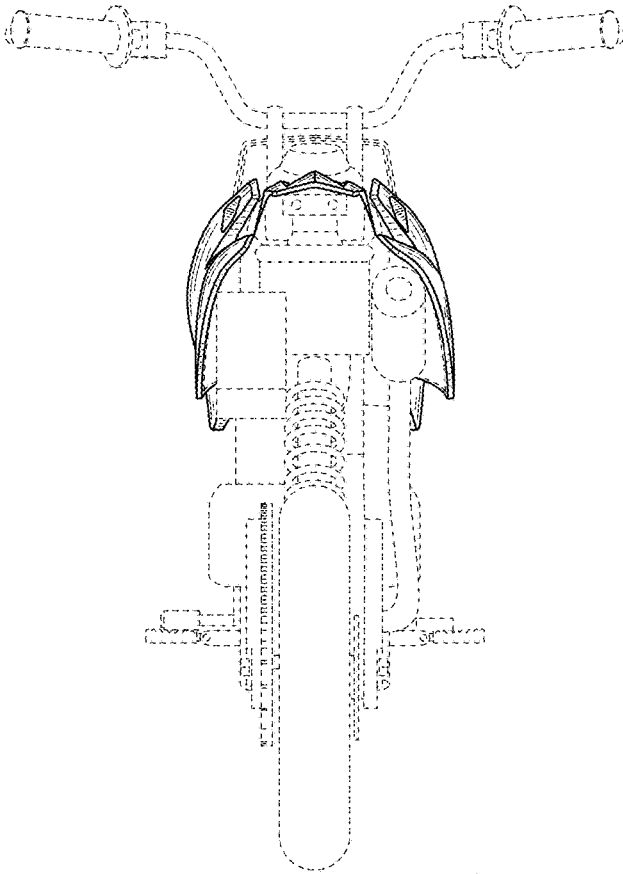


FIG. 3

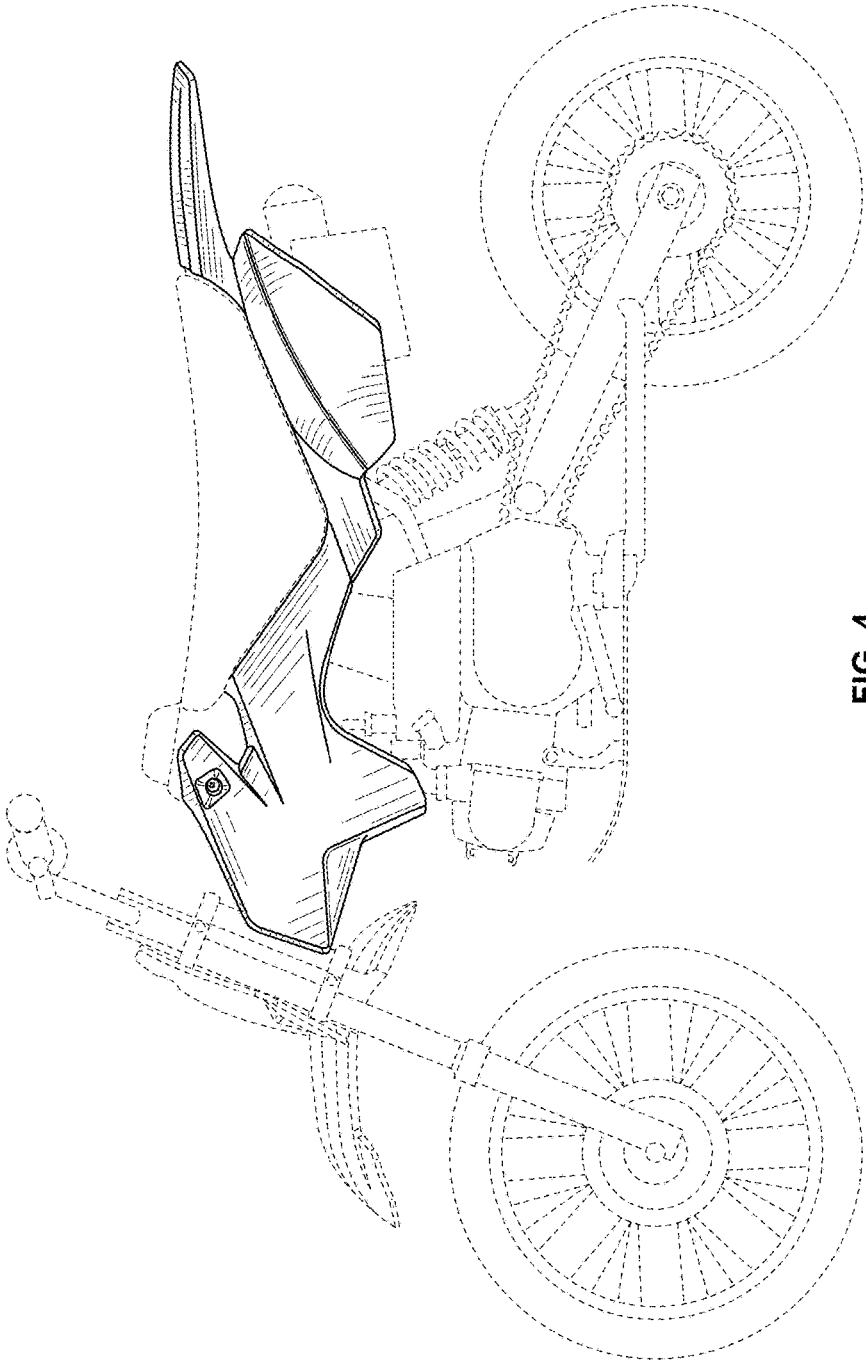


FIG. 4

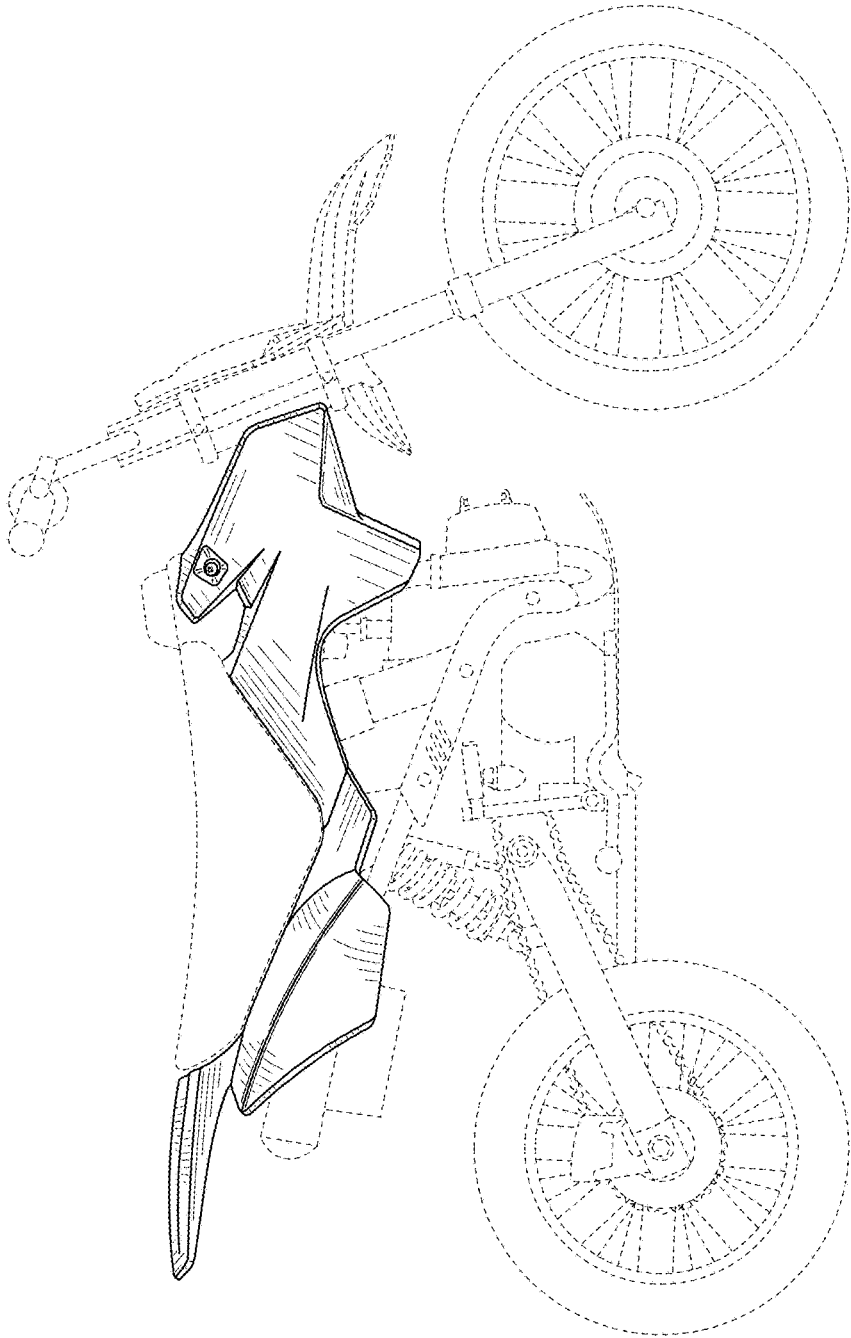


FIG. 5

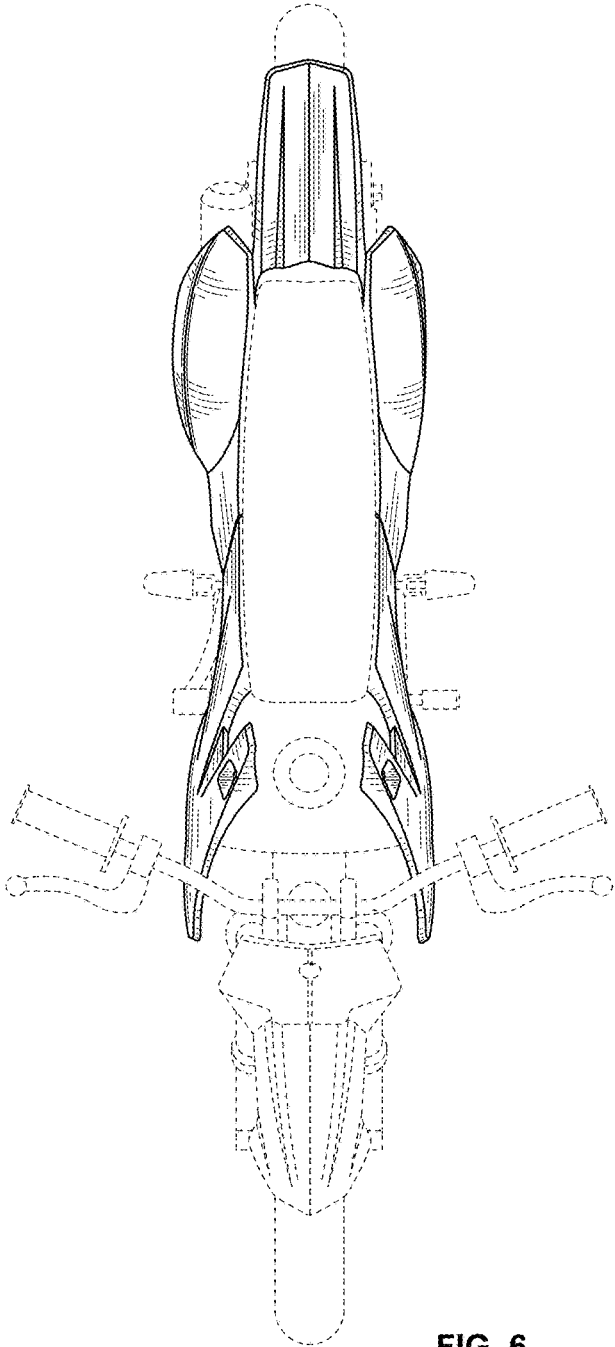


FIG. 6

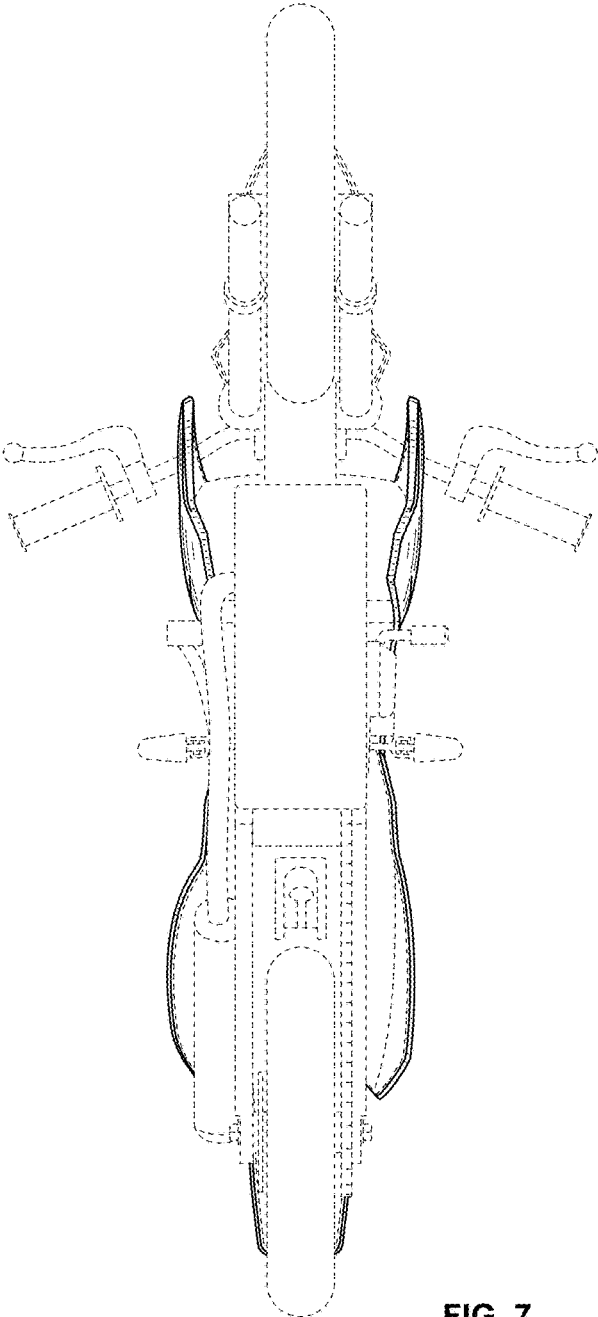


FIG. 7