

(51) International Patent Classification:
C08F 214/26 (2006.01)

(21) International Application Number:

PCT/US2016/017724

(22) International Filing Date:

12 February 2016 (12.02.2016)

(25) Filing Language:

English

(26) Publication Language:

English

(30) Priority Data:

62/115,470	12 February 2015 (12.02.2015)	US
62/115,476	12 February 2015 (12.02.2015)	US
62/115,462	12 February 2015 (12.02.2015)	US

(71) Applicant: **3M INNOVATIVE PROPERTIES COMPANY** [US/US]; 3M Center, Post Office Box 33427, Saint Paul, Minnesota 55133-3427 (US).(72) Inventors: **HINTZER, Klaus**; Carl-Schurz-Strasse 1, 41453 Neuss (DE). **KASPAR, Harald**; Carl-Schurz-Strasse 1, 41453 Neuss (DE). **LOCHHAAS, Kai Helmut**; Carl-Schurz-Strasse 1, 41453 Neuss (DE). **SCHROOTEN, Jens**; Carl-Schurz-Strasse 1, 41453 Neuss (DE). **ZIPPLIES, Tilman C.**; Carl-Schurz-Strasse 1, 41453 Neuss (DE).(74) Agents: **GROSS, Kathleen B.** et al.; 3M Center, Office of Intellectual Property Counsel, Post Office Box 33427, Saint Paul, Minnesota 55133-3427 (US).

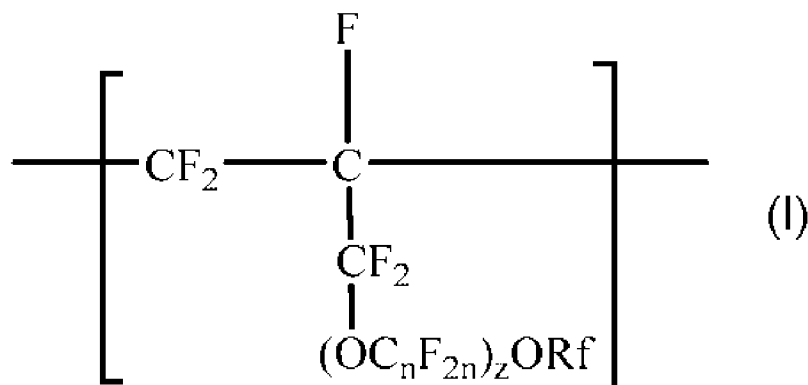
(81) Designated States (unless otherwise indicated, for every kind of national protection available): AE, AG, AL, AM, AO, AT, AU, AZ, BA, BB, BG, BH, BN, BR, BW, BY, BZ, CA, CH, CL, CN, CO, CR, CU, CZ, DE, DK, DM, DO, DZ, EC, EE, EG, ES, FI, GB, GD, GE, GH, GM, GT, HN, HR, HU, ID, IL, IN, IR, IS, JP, KE, KG, KN, KP, KR, KZ, LA, LC, LK, LR, LS, LU, LY, MA, MD, ME, MG, MK, MN, MW, MX, MY, MZ, NA, NG, NI, NO, NZ, OM, PA, PE, PG, PH, PL, PT, QA, RO, RS, RU, RW, SA, SC, SD, SE, SG, SK, SL, SM, ST, SV, SY, TH, TJ, TM, TN, TR, TT, TZ, UA, UG, US, UZ, VC, VN, ZA, ZM, ZW.

(84) Designated States (unless otherwise indicated, for every kind of regional protection available): ARIPO (BW, GH, GM, KE, LR, LS, MW, MZ, NA, RW, SD, SL, ST, SZ, TZ, UG, ZM, ZW), Eurasian (AM, AZ, BY, KG, KZ, RU, TJ, TM), European (AL, AT, BE, BG, CH, CY, CZ, DE, DK, EE, ES, FI, FR, GB, GR, HR, HU, IE, IS, IT, LT, LU, LV, MC, MK, MT, NL, NO, PL, PT, RO, RS, SE, SI, SK, SM, TR), OAPI (BF, BJ, CF, CG, CI, CM, GA, GN, GQ, GW, KM, ML, MR, NE, SN, TD, TG).

Published:

— with international search report (Art. 21(3))

(54) Title: TETRAFLUOROETHYLENE AND PERFLUORINATED ALLYL ETHER COPOLYMERS



(57) Abstract: A copolymer having tetrafluoroethylene units and units independently represented by formula (I) in a range from 0.02 to 2 mole percent, based on the total amount of the copolymer. Rf is a linear or branched perfluoroalkyl group having from 1 to 8 carbon atoms and optionally interrupted by one or more -O- groups, n is independently from 1 to 6, and z is 0, 1, or 2. The copolymer has a melt flow index in a range from 20 grams per 10 minutes to 40 grams per 10 minutes. The copolymer can be extruded to make articles, such as insulated cables. A method of making the copolymer is also disclosed.

TETRAFLUOROETHYLENE AND PERFLUORINATED ALLYL ETHER COPOLYMERS**Cross-Reference to Related Applications**

This application claims priority to U.S. Provisional Application Nos. 62/115,470; 62/115,462; and 62/115,476, filed February 12, 2015, the disclosures of which are incorporated by reference in their entirety herein.

Background

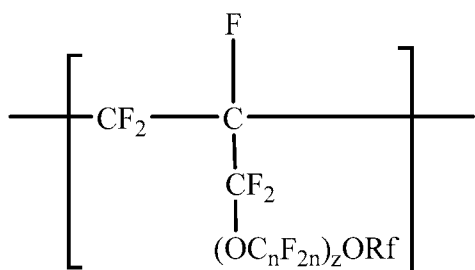
Melt processable copolymers of tetrafluoroethylene (TFE) and hexafluoropropylene (HFP), known under the name FEP (that is, fluorinated ethylene – propylene copolymer), have useful properties such as chemical resistance, weather resistance, low flammability, thermal stability, and excellent electrical properties. Such beneficial properties render these fluoropolymers useful, for example, in articles such as tubes, pipes, foils, and films. Various embodiments of FEP copolymers have been reported useful as coatings for wires and cables. See, for example, U.S. Pat. Nos. 5,677,404 and 5,703,185, each to Blair; 6,541,588 (Kaulbach); 6,743,508 and 7,923,519, each to Kono; and 7,122,609 and 7,126,056, each to Earnest.

Using perfluoroalkoxyalkyl vinyl ethers as comonomers with tetrafluoroethylene has been reported in U.S. Pat. No. 7,060,772 (Hintzer).

Summary

The present disclosure provides tetrafluoroethylene (TFE) copolymers useful, for example, for wire coating. With a melt flow index (MFI) of 30 ± 10 , the copolymer can typically be extruded at high speed. TFE copolymers modified with perfluorinated allyl ethers can advantageously be produced, for example, by aqueous emulsion polymerization at higher temperatures (e.g., higher than 70 °C or 80 °C) than TFE copolymers modified with corresponding perfluorinated vinyl ethers. In some embodiments, a balance of excellent adhesion to metal and thermal stability useful for high-temperature and high-speed extrusion is achieved by including up to 200 sulfonyl groups per 10^6 carbon atoms and up to 100 unstable end groups per 10^6 carbon atoms.

In one aspect, the present disclosure provides a copolymer having tetrafluoroethylene units and units independently represented by formula



in a range from 0.02 to 2 mole percent, based on the total amount

of the copolymer. Rf is a linear or branched perfluoroalkyl group having from 1 to 8 carbon atoms and optionally interrupted by one or more -O- groups, n is independently from 1 to 6, and z is 0, 1, or 2. The copolymer has a melt flow index in a range from 20 grams per 10 minutes to 40 grams per 10 minutes. In some embodiments, the copolymer has up to 200 -SO₂X groups per 10⁶ carbon atoms and up to 100 unstable end groups per 10⁶ carbon atoms. In the -SO₂X groups, X is independently -F, -NH₂, -OH, or -OZ, wherein Z is independently a metallic cation or a quaternary ammonium cation. The unstable end groups typically comprise at least one of -COOM, -CH₂OH, -COF, and -CONH₂, wherein M is independently an alkyl group, a hydrogen atom, a metallic cation, or a quaternary ammonium cation. In some embodiments, the copolymer includes units derived from perfluorinated terminal olefins having from 3 to 8 carbon atoms.

In another aspect, the present disclosure provides a method of making an extruded article. The method includes extruding a melted composition that includes the copolymer described above. In some embodiments, the melted composition consists of the copolymer described above. In some embodiments, the extruded article is a film, tube, pipe, or hose. In some embodiments, the melted composition is extruded onto a conductor. In some embodiments, the melted composition is extruded onto a cable.

In another aspect, the present disclosure provides an extruded article that includes the copolymer described above. In some embodiments, the extruded article is a film, tube, pipe, or hose. In some embodiments, the extruded article is a conductor having the copolymer extruded on it. In some embodiments, the extruded article is a cable having the copolymer extruded on it.

In another aspect, the present disclosure provides a method of making the copolymer described above. The method includes copolymerizing components that include tetrafluoroethylene and at least one compound independently represented by formula CF₂=CFCF₂(OC_nF_{2n})_zORf. Rf is a perfluoroalkyl group having from 1 to 8 carbon atoms and optionally interrupted by one or more -O- groups, n is independently from 1 to 6, and z is 0, 1, or 2. Copolymerizing may be carried out, for example, by aqueous emulsion polymerization or suspension polymerization. In some embodiments, the components include at least one perfluorinated terminal olefin independently having from 3 to 8 carbon atoms.

In this application:

Terms such as "a", "an" and "the" are not intended to refer to only a singular entity, but include the general class of which a specific example may be used for illustration. The terms "a", "an", and "the" are used interchangeably with the term "at least one".

The phrase "comprises at least one of" followed by a list refers to comprising any one of the items in the list and any combination of two or more items in the list. The phrase "at least one of" followed by a list refers to any one of the items in the list or any combination of two or more items in the list.

The terms "perfluoro" and "perfluorinated" refer to groups in which all C-H bonds are replaced by C-F bonds.

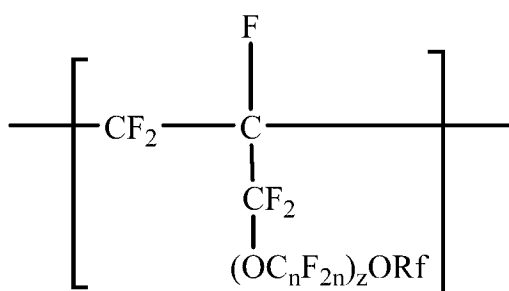
The phrase "interrupted by at least one -O- group", for example, with regard to a perfluoroalkyl or perfluoroalkylene group refers to having part of the perfluoroalkyl or perfluoroalkylene on both sides of the -O- group. For example, -CF₂CF₂-O-CF₂-CF₂- is a perfluoroalkylene group interrupted by an -O-.

All numerical ranges are inclusive of their endpoints and nonintegral values between the endpoints unless otherwise stated (e.g., 1 to 5 includes 1, 1.5, 2, 2.75, 3, 3.80, 4, 5, etc.).

Detailed Description

The copolymer according to the present disclosure may be useful for a variety of applications. For example, copolymers according to the present disclosure are useful for insulating cable or wire. Such insulated cable may be useful, for example, as a communication cable (e.g., a data transmission cable such as a "Local Area Network" (LAN) cable). In general, the insulated cable can be manufactured by extrusion coating molten copolymer in the shape of a tube and then drawing down the copolymer by inserting a core wire through the center portion of the resin tube in its axial direction. The term "draw-down" as used herein means extending a molten resin extruded from a die having an opening of relatively large sectional area to its final intended dimensions. The draw-down is characterized by a draw-down ratio (DDR), which is the ratio of the sectional area of the opening of the die to the sectional area of the insulated material of the final product. In general, the draw-down ratio is suitably from 50 to 150.

The copolymer according to the present disclosure includes tetrafluoroethylene units copolymerized with one or more units independently represented by formula:



, in which n is independently from 1 to 6, z is 0, 1, or 2, and

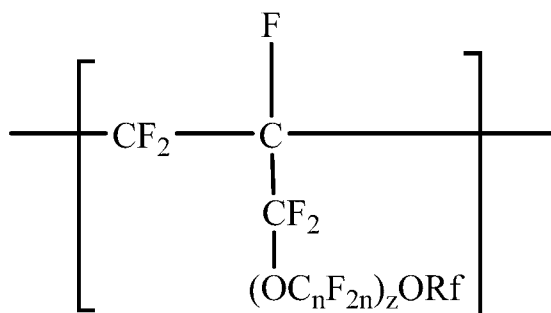
Rf is a linear or branched perfluoroalkyl group having from 1 to 8 carbon atoms and optionally interrupted by one or more -O- groups. In some embodiments, z is 1. In some embodiments, n is from 1 to 4, or from 1 to 3, or from 2 to 3, or from 2 to 4. In some embodiments, n is 1 or 3. In some embodiments, n is 3. When z is 2, the n in the two C_nF_{2n} groups may be independently selected. However, within a C_nF_{2n} group, a person skilled in the art would understand that n is not independently selected. C_nF_{2n} may be linear or branched. In some embodiments, C_nF_{2n} can be written as (CF₂)_n, which

refers to a linear perfluoroalkylene group. In some embodiments, C_nF_{2n} is $-CF_2-CF_2-CF_2-$. In some embodiments, C_nF_{2n} is branched, for example, $-CF_2-CF(CF_3)-$. In some embodiments, $(OC_nF_{2n})_z$ is represented by $-O-(CF_2)_{1-4}-[O(CF_2)_{1-4}]_{0-1}$. In some embodiments, Rf is a linear or branched perfluoroalkyl group having from 1 to 8 (or 1 to 6) carbon atoms that is optionally interrupted by up to 4, 3, or 2 -O- groups. In some embodiments, Rf is a perfluoroalkyl group having from 1 to 4 carbon atoms optionally interrupted by one -O- group.

In embodiments in which z is 1 or 2, copolymers are prepared by copolymerizing components including tetrafluoroethylene and at least one perfluoroalkoxyalkyl allyl ether independently represented by formula $CF_2=CFCF_2(OC_nF_{2n})_zOR_f$, in which n and Rf are as defined above in any of their embodiments. Examples of suitable perfluoroalkoxyalkyl allyl ethers include $CF_2=CFCF_2OCF_2CF_2OCF_3$, $CF_2=CFCF_2OCF_2CF_2CF_2OCF_3$, $CF_2=CFCF_2OCF_2OCF_3$, $CF_2=CFCF_2OCF_2OCF_2CF_3$, $CF_2=CFCF_2OCF_2CF_2CF_2OCF_3$, $CF_2=CFCF_2OCF_2CF_2OCF_2CF_3$, $CF_2=CFCF_2OCF_2CF_2CF_2OCF_2CF_3$, $CF_2=CFCF_2OCF_2CF_2CF_2OCF_2CF_3$, $CF_2=CFCF_2OCF_2CF_2OCF_2OCF_3$, $CF_2=CFCF_2OCF_2CF_2OCF_2CF_2OCF_3$, $CF_2=CFCF_2OCF_2CF_2OCF_2CF_2CF_2OCF_3$, $CF_2=CFCF_2OCF_2CF_2OCF_2CF_2CF_2OCF_3$, $CF_2=CFCF_2OCF_2CF_2(OCF_2)_3OCF_3$, $CF_2=CFCF_2OCF_2CF_2(OCF_2)_4OCF_3$, $CF_2=CFCF_2OCF_2CF_2OCF_2OCF_2OCF_3$, $CF_2=CFCF_2OCF_2CF_2OCF_2CF_2CF_3$, $CF_2=CFCF_2OCF_2CF_2OCF_2CF_2OCF_3$, $CF_2=CFCF_2OCF_2CF(CF_3)-O-C_3F_7$, and $CF_2=CFCF_2(OCF_2CF(CF_3))_2-O-C_3F_7$. Many of these perfluoroalkoxyalkyl allyl ethers can be prepared, for example, according to the methods described in U.S. Pat. No. 4,349,650 (Krespan).

In some embodiments of the copolymer according to the present disclosure, z is 0, and Rf is as defined above in any of its embodiments. In these embodiments, copolymers according to the present disclosure can be prepared by copolymerizing components including tetrafluoroethylene and at least one perfluoroalkyl allyl ether independently represented by formula $CF_2=CFCF_2OR_f$, in which Rf is as defined above in any of its embodiments. Examples of suitable perfluoroalkyl allyl ethers include $CF_2=CF-CF_2-O-CF_3$, $CF_2=CF_2-CF_2-O-C_2F_5$, and $CF_2=CF-CF_2-O-C_3F_7$.

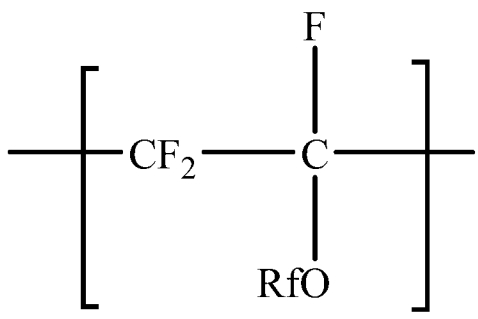
The copolymerized units independently represented by formula:



are present in the copolymer according to the present disclosure in a range from 0.02 mole percent to 2 mole percent, based on the total amount of the copolymer. In some embodiments, the copolymerized units represented by this formula are present in the

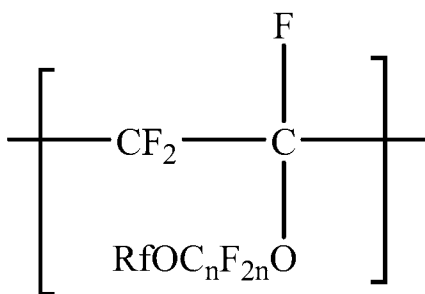
copolymer in an amount up to 1.5 mole percent or up to 1.0 mole percent. In some embodiments, the copolymerized units represented by this formula are present in the copolymer in an amount of at least 0.03 mole percent or 0.05 mole percent. The copolymerized units may be present in the copolymer in a range from 0.02 mole percent to 2 mole percent, 0.03 mole percent to 1.5 mole percent, or 0.05 mole percent to 1.0 mole percent. Copolymers according to the present disclosure may include any combination of one or more of these copolymerized units according to any of the above embodiments.

In some embodiments, the copolymer according to the present disclosure may include other copolymerized units. For example, the copolymer can include up to 2, 1, or 0.5 mole percent of copolymerized units represented by formula:



in which Rf is a linear or branched perfluoroalkyl group having from 1 to 8 carbon atoms optionally interrupted by one or more -O- groups. In some of these embodiments, Rf is a linear or branched perfluoroalkyl group having from 1 to 8 carbon atoms (that is, not interrupted by one or more -O- groups). In some embodiments, Rf is a linear or branched perfluoroalkyl group having from 1 to 6, 1 to 5, 1 to 4, or 1 to 3 carbon atoms. These units are typically incorporated into the copolymer by including perfluoroalkyl vinyl ethers [e.g., perfluoromethyl vinyl ether ($\text{CF}_2=\text{CFOCF}_3$), perfluoroethyl vinyl ether ($\text{CF}_2=\text{CFOCF}_2\text{CF}_3$), and perfluoropropyl vinyl ether ($\text{CF}_2=\text{CFOCF}_2\text{CF}_2\text{CF}_3$)] in the components that are copolymerized.

In another example of further copolymerized units, the copolymer can include up to 2, 1, or 0.5 mole percent of copolymerized units represented by formula:



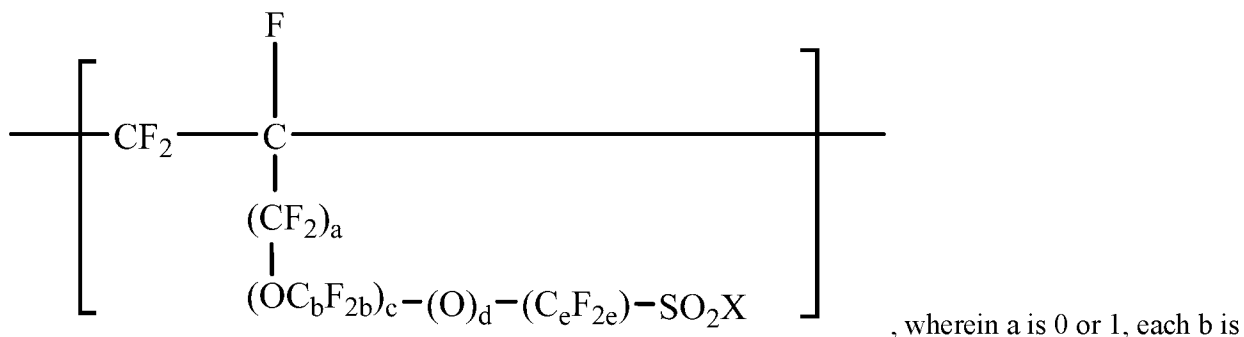
In which n and Rf are as defined above in any of the embodiments described for perfluoroalkoxyalkyl allyl ether units. These units are typically incorporated into the copolymer by including at least one perfluoroalkoxyalkyl vinyl ether independently represented by formula $\text{CF}_2=\text{CFOC}_n\text{F}_{2n}\text{ORf}$, in which n and Rf are as defined above in any of their embodiments, in the components to be polymerized.

Examples of suitable perfluoroalkoxyalkyl vinyl ethers include $\text{CF}_2=\text{CFOCF}_2\text{OCF}_3$, $\text{CF}_2=\text{CFOCF}_2\text{OCF}_2\text{CF}_3$, $\text{CF}_2=\text{CFOCF}_2\text{CF}_2\text{OCF}_3$, $\text{CF}_2=\text{CFOCF}_2\text{CF}_2\text{CF}_2\text{OCF}_3$, $\text{CF}_2=\text{CFOCF}_2\text{CF}_2\text{CF}_2\text{OCF}_3$, $\text{CF}_2=\text{CFOCF}_2\text{CF}_2\text{OCF}_2\text{CF}_3$, $\text{CF}_2=\text{CFOCF}_2\text{CF}_2\text{CF}_2\text{OCF}_2\text{CF}_3$, $\text{CF}_2=\text{CFOCF}_2\text{CF}_2\text{OCF}_2\text{OCF}_3$, $\text{CF}_2=\text{CFOCF}_2\text{CF}_2\text{OCF}_2\text{OCF}_3$, $\text{CF}_2=\text{CFOCF}_2\text{CF}_2\text{OCF}_2\text{CF}_2\text{OCF}_3$, $\text{CF}_2=\text{CFOCF}_2\text{CF}_2\text{OCF}_2\text{CF}_2\text{OCF}_3$, $\text{CF}_2=\text{CFOCF}_2\text{CF}_2\text{OCF}_2\text{CF}_2\text{OCF}_3$, $\text{CF}_2=\text{CFOCF}_2\text{CF}_2\text{OCF}_2\text{CF}_2\text{OCF}_3$, $\text{CF}_2=\text{CFOCF}_2\text{CF}_2(\text{OCF}_2)_3\text{OCF}_3$, $\text{CF}_2=\text{CFOCF}_2\text{CF}_2(\text{OCF}_2)_4\text{OCF}_3$, $\text{CF}_2=\text{CFOCF}_2\text{CF}_2\text{OCF}_2\text{OCF}_2\text{OCF}_3$, $\text{CF}_2=\text{CFOCF}_2\text{CF}_2\text{OCF}_2\text{CF}_2\text{CF}_3$, $\text{CF}_2=\text{CFOCF}_2\text{CF}(\text{CF}_3)\text{-O-C}_3\text{F}_7$ (PPVE-2), $\text{CF}_2=\text{CF}(\text{OCF}_2\text{CF}(\text{CF}_3))_2\text{-O-C}_3\text{F}_7$ (PPVE-3), and $\text{CF}_2=\text{CF}(\text{OCF}_2\text{CF}(\text{CF}_3))_3\text{-O-C}_3\text{F}_7$ (PPVE-4). Many of these perfluoroalkoxyalkyl vinyl ethers can be prepared according to the methods described in U.S. Pat. Nos. 6,255,536 (Worm et al.) and 6,294,627 (Worm et al.).

While perfluorinated vinyl ethers can be included in some embodiments, the ether bond nearest to the double bond in the perfluorinated allyl ethers described herein is more stable than in the corresponding perfluorinated vinyl ethers. Therefore, in some embodiments, the copolymers according to the present disclosure are substantially free of such perfluorinated vinyl ether-derived units (e.g., perfluoroalkoxyalkyl vinyl ethers or perfluoroalkyl vinyl ethers). For example, the copolymer can include up to 0.02, 0.01 or 0.005 mole percent of such perfluorinated vinyl ether-derived units. The term “substantially free of” also includes copolymers that include none of these perfluorinated vinyl ether-derived units.

The copolymer according to the present disclosure can have in a range from 0 to 200 $-\text{SO}_2\text{X}$ groups per 10^6 carbon atoms. In the $-\text{SO}_2\text{X}$ groups, X is independently $-\text{F}$, $-\text{NH}_2$, $-\text{OH}$, or $-\text{OZ}$, wherein Z is independently a metallic cation (e.g., an alkali-metal cation such as sodium or potassium) or a quaternary ammonium cation (e.g., tetraalkyl ammonium, wherein alkyl has from 1 to 4, 1 to 3, or 1 to 2 carbon atoms). In some embodiments, X is independently $-\text{F}$, $-\text{OH}$ or $-\text{OZ}$. In some embodiments, X is independently $-\text{OH}$ or $-\text{OZ}$. In some of these embodiments, Z is a metal cation (e.g., an alkali-metal cation such as sodium or potassium). The $-\text{SO}_2\text{X}$ groups may be present in copolymerized units of the copolymer, at the ends of copolymer chains, or a combination thereof.

In some embodiments, the copolymer according to the present disclosure includes copolymerized units comprising $-\text{SO}_2\text{X}$ groups. In some embodiments, these units are represented by formula

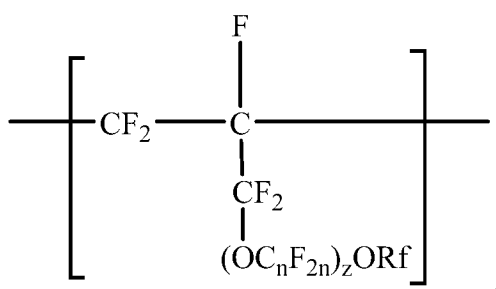


independently from 1 to 4, c is 0 to 4, d is 0 or 1, e is 1 to 6, and X is as defined above in any of its embodiments. In some embodiments, b is 1 to 3, 1 to 2, or 1. In some embodiments, c is 0, 1, or 2; 1 or 2; or 0 or 1. In some embodiments, e is 1 to 4, 1 to 3, or 1 to 2. In some embodiments, c is 0, d is 1, and e is 1 to 4. In some embodiments, a is 0, OC_bF_{2b} is $\text{OCF}_2\text{CF}(\text{CF}_3)$, c is 1 or 2, d is 1, and e is 1 to 4. In some embodiments, a is 1, b is 1, c is 0 to 4, d is 1, e is 1 to 4. C_eF_{2e} may be linear or branched. In some embodiments, C_eF_{2e} can be written as $(\text{CF}_2)_e$, which refers to a linear perfluoroalkylene group. When c is 2, the b in the two C_bF_{2b} groups may be independently selected. However, within a C_bF_{2b} group, a person skilled in the art would understand that b is not independently selected.

These units comprising $-\text{SO}_2\text{X}$ groups may be incorporated into the copolymer by including one or more olefin monomers independently represented by formula

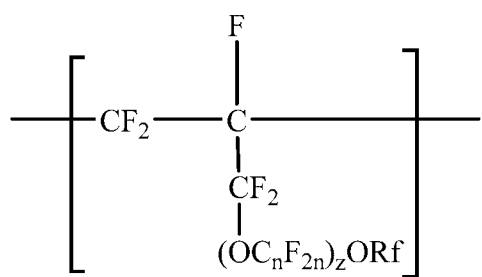
$\text{CF}_2=\text{CF}(\text{CF}_2)_a-(\text{OC}_b\text{F}_{2b})_c-(\text{O})_d-(\text{C}_e\text{F}_{2e})-\text{SO}_2\text{X}$, wherein a, b, c, d, e, and X are as defined above, in the components that are copolymerized. Examples of suitable olefin monomers represented by formula $\text{CF}_2=\text{CF}(\text{CF}_2)_a-(\text{OC}_b\text{F}_{2b})_c-(\text{O})_d-(\text{C}_e\text{F}_{2e})-\text{SO}_2\text{X}$ include $\text{CF}_2=\text{CF}-\text{CF}_2-\text{SO}_2\text{X}$, $\text{CF}_2=\text{CF}-\text{O}-\text{CF}_2-\text{CF}_2-\text{SO}_2\text{X}$, $\text{CF}_2=\text{CF}-\text{CF}_2-\text{O}-\text{CF}_2-\text{CF}_2-\text{SO}_2\text{X}$, $\text{CF}_2=\text{CF}-\text{O}-(\text{CF}_2)_4-\text{SO}_2\text{X}$, $\text{CF}_2=\text{CF}-\text{CF}_2-\text{O}-(\text{CF}_2)_4-\text{SO}_2\text{X}$, and $\text{CF}_2=\text{CF}-\text{O}-\text{CF}_2-\text{CF}(\text{CF}_3)-\text{O}-\text{CF}_2-\text{CF}_2-\text{SO}_2\text{X}$. Certain of these olefin monomers are commercially available. Others may be prepared by known methods. See, for example, U.S. Pat. Nos. 3,282,875 (Connolly), 3,718,627 (Grot), 4,267,364 (Grot), and 4,273,729 (Krespan). To achieve a range from 0 to 200 $-\text{SO}_2\text{X}$ groups per 10^6 carbon atoms, the amount of $\text{CF}_2=\text{CF}-\text{O}-\text{CF}_2-\text{CF}(\text{CF}_3)-\text{O}-\text{CF}_2-\text{CF}_2-\text{SO}_2\text{X}$, for example, is typically less than 0.18 weight percent (wt. %), based on the total weight of the monomers incorporated into the copolymer.

In some embodiments, the copolymer according to the present disclosure comprises a copolymer of tetrafluoroethylene (TFE), units independently represented by formula



and units derived from perfluorinated terminal olefins independently having from 3 to 8 carbon atoms. In some embodiments, the perfluorinated terminal olefin units independently have from 3 to 7, 3 to 6, 3 to 5, or 3 to 4 carbon atoms. In some embodiments, the perfluorinated terminal olefins providing these units comprise at least one of $\text{CF}_2=\text{CF}-\text{CF}_3$ or $\text{CF}_2=\text{CF}-\text{C}_2\text{F}_5$. In some embodiments, the perfluorinated terminal olefin units are hexafluoropropylene (HFP) units. The copolymers according to the present disclosure are at least partially crystalline fluoroplastics. A person skilled in the art can select the amount of perfluorinated terminal olefins to include in the polymerization to make an at least partially crystalline fluoroplastic. In some embodiments, the perfluorinated terminal olefin units may be present in a range from 5 weight percent (wt. %) to 22 wt. %, in a range from 10 wt. % to 17 wt. %, or in a range from 11 wt. % to 16 wt. %, based on the total weight of the copolymer.

In some embodiments, the copolymer according to the present disclosure comprises a copolymer of TFE, HFP, and units independently represented by formula



. The HFP may be present in a range from 5 wt. % to 22 wt. %, in a range from 10 wt. % to 17 wt. %, in a range from 11 wt. % to 16 wt. %, or in a range from 11.5 wt. % to 15.8 wt. %, based on the total weight of the copolymer.

The copolymers according to the present disclosure typically have a melting point between 220 °C to 285 °C, in some embodiments, 235 °C to 275 °C, 240 °C to 275 °C, or 245 °C to 265 °C.

The molecular weights of certain fluoroplastics are often characterized by the melt viscosity or the melt flow index (MFI; e.g., 372 °C/5 kg)). The copolymer according to the present disclosure has an MFI of 30 ± 10 grams per 10 minutes. In some embodiments, the copolymer according to the present disclosure has an MFI of 30 ± 5 grams per 10 minutes or 30 ± 3 grams per 10 minutes. When the MFI is 30 ± 10 grams per 10 minutes, high-speed extrusion is possible, the extruded polymer can be readily drawn down, and melt fracture (that is, abnormal flow and surface roughness of the extruded polymer) is minimized. If the MFI is less than 20 grams per 10 minutes, high extrusion rates are difficult to achieve. Also, an FEP having an MFI of up to about 40 typically performs better under cable burn performance evaluation than FEP copolymers with higher MFIs due to a lower tendency to flow at high temperature. The copolymer according to the present disclosure can be adjusted to have an MFI of 30 ± 10 grams per 10 minutes by adjusting the amount of the initiator and/or chain-transfer agent used during polymerization, both of which affect the molecular weight and molecular-weight distribution of the copolymer. MFI can also be controlled by the rate of addition of initiator to the polymerization.

Variations in the monomer composition can also affect the MFI. For the purposes of the present disclosure, MFI is measured according to the test method described in the Examples, below.

At a given MFI, even relatively low levels of a comonomer having a perfluorinated ether pendant group as described herein can improve the properties of a TFE-containing copolymer. For example, even at low levels, a comonomer having a perfluorinated ether pendant group may increase the elongation viscosity of an FEP copolymer and may have a positive effect on the rupture durability and cable burn performance of the FEP copolymer.

The production of foamed insulation cable is different from the high-line-speed production of solid wire insulation, and lower MFIs are useful in the production of foamed insulation cable. Thus, in some embodiments, the copolymer according to the present disclosure is not foamed. In these embodiments, the copolymer generally does not include a foam cell nucleating agent (e.g., a $F(CF_2)_xCH_2CH_2$ -sulfonic or phosphonic acid or salt, wherein x is 6, 8, 10, or 12 or a mixture thereof that may or may not be combined with boron nitride). Likewise, in some embodiments of the extruded article according to and/or made according to the present disclosure, the extruded article is not foamed or does not include a foam cell nucleating agent. In some of these embodiments, the extruded article is not a foamed insulation cable.

However, it may be desirable in some applications for the copolymer according to the present disclosure to be foamed. In these embodiments, the copolymer can include a foam cell nucleating agent as described above. Likewise, in some embodiments of the extruded article according to and/or made according to the present disclosure, the extruded article is foamed or includes a foam cell nucleating agent. In some of these embodiments, the extruded article is a foamed insulation cable.

It has been reported in U.S. Pat. No. 4,552,925 (Nakagawa et al.), for example, that high extrusion speed can be achieved for FEP copolymers when the molecular-weight distribution of the copolymer is very broad. To achieve a broad molecular-weight distribution, a mixture of at least two FEP copolymers with largely differing molecular weights (as measured by MFI, for example) can be used. The desired mixtures are often produced by polymerizing the components separately and mixing them in form of the latices, reactor beads, or fluff before melt pelletizing. Thus, the manufacturing of these mixtures is a cumbersome and costly process.

In contrast, in some embodiments, the copolymer according to the present disclosure has a relatively low polydispersity. The polydispersity, which is a ratio of the weight-average molecular weight (Mw) to the number-average molecular weight (Mn) of the copolymer, can be up to about 2.5, 2.3, 2.2, or 2.0. The polydispersity may be as low as 1.5. Polydispersity is measured according to a modified version of the method published by W. H. Tuminello in Polym. Eng. Sci. 26, 1339 (1986), described in the Examples, below.

Copolymers according to the present disclosure can be prepared in a variety of ways. Conveniently, the method of making the copolymer according to the present disclosure includes radical aqueous emulsion polymerization.

When conducting emulsion polymerization, perfluorinated or partially fluorinated emulsifiers may be useful. Generally these fluorinated emulsifiers are present in a range from about 0.02% to about 3% by weight with respect to the polymer. Polymer particles produced with a fluorinated emulsifier typically have an average diameter, as determined by dynamic light scattering techniques, in range of about 10 nanometers (nm) to about 300 nm, and in some embodiments in range of about 50 nm to about 200 nm. Examples of suitable emulsifiers include perfluorinated and partially fluorinated emulsifier having the formula $[R_f-O-L-COO^-]_iX^{i+}$ wherein L represents a linear partially or fully fluorinated alkylene group or an aliphatic hydrocarbon group, R_f represents a linear partially or fully fluorinated aliphatic group or a linear partially or fully fluorinated aliphatic group interrupted with one or more oxygen atoms, X^{i+} represents a cation having the valence i and i is 1, 2 or 3. (See, e.g., U.S. Pat. No. 7,671,112 to Hintzer et al.). Additional examples of suitable emulsifiers also include perfluorinated polyether emulsifiers having the formula $CF_3-(OCF_2)_x-O-CF_2-X$, wherein x has a value of 1 to 6 and X represents a carboxylic acid group or salt thereof, and the formula $CF_3-O-(CF_2)_3-(OCF(CF_3)-CF_2)_y-O-L-Y$ wherein y has a value of 0, 1, 2 or 3, L represents a divalent linking group selected from $-CF(CF_3)-$, $-CF_2-$, and $-CF_2CF_2-$, and Y represents a carboxylic acid group or salt thereof. (See, e.g., U.S. Pat. Publ. No. 2007/0015865 to Hintzer et al.). Other suitable emulsifiers include perfluorinated polyether emulsifiers having the formula $R_f-O(CF_2CF_2O)_xCF_2COOA$ wherein R_f is $C_bF_{(2b+1)}$; where b is 1 to 4, A is a hydrogen atom, an alkali metal or NH_4 , and x is an integer of from 1 to 3. (See, e.g., U.S. Pat. Publ. No. 2006/0199898 to Funaki et al.). Suitable emulsifiers also include perfluorinated emulsifiers having the formula $F(CF_2)_bO(CF_2CF_2O)_xCF_2COOA$ wherein A is a hydrogen atom, an alkali metal or NH_4 , b is an integer of from 3 to 10, and x is 0 or an integer of from 1 to 3. (See, e.g., U.S. Pat. Publ. No. 2007/0117915 to Funaki et al.). Further suitable emulsifiers include fluorinated polyether emulsifiers as described in U.S. Pat. No. 6,429,258 to Morgan et al. and perfluorinated or partially fluorinated alkoxy acids and salts thereof wherein the perfluoroalkyl component of the perfluoroalkoxy has 4 to 12 carbon atoms, or 7 to 12 carbon atoms. (See, e.g., U.S. Pat. No. 4,621,116 to Morgan). Suitable emulsifiers also include partially fluorinated polyether emulsifiers having the formula $[R_f-(O)_t-CHF-(CF_2)_x-COO^-]_iX^{i+}$ wherein R_f represents a partially or fully fluorinated aliphatic group optionally interrupted with one or more oxygen atoms, t is 0 or 1 and x is 0 or 1, X^{i+} represents a cation having a valence i and i is 1, 2 or 3. (See, e.g., U.S. Pat. Publ. No. 2007/0142541 to Hintzer et al.). Further suitable emulsifiers include perfluorinated or partially fluorinated ether-containing emulsifiers as described in U.S. Pat. Publ. Nos. 2006/0223924, 2007/0060699, and 2007/0142513 each to Tsuda et al. and 2006/0281946 to Morita et al. Fluoroalkyl, for example, perfluoroalkyl carboxylic acids and salts thereof having 6-20 carbon atoms,

such as ammonium perfluorooctanoate (APFO) and ammonium perfluorononanoate (see, e.g., U.S. Pat. No. 2,559,752 to Berry) may also be useful.

If desired, the emulsifiers can be removed or recycled from the fluoropolymer latex as described in U.S. Pat. Nos. 5,442,097 to Obermeier et al., 6,613,941 to Felix et al., 6,794,550 to Hintzer et al., 6,706,193 to Burkard et al., and 7,018,541 to Hintzer et al.

In some embodiments of the method of making the copolymer according to the present disclosure, the polymerization process may be conducted with no emulsifier or with no fluorinated emulsifier.

In some embodiments of the method of making the copolymer according to the present disclosure, a water-soluble initiator can be useful to start the polymerization process. Salts of peroxy sulfuric acid, such as ammonium persulfate or potassium persulfate, are typically applied either alone or sometimes in the presence of a reducing agent, such as bisulfites or sulfinates (e.g., fluorinated sulfinates disclosed in U.S. Pat. Nos. 5,285,002 and 5,378,782, both to Grootaert) or the sodium salt of hydroxy methane sulfinic acid (sold under the trade designation "RONGALIT", BASF Chemical Company, New Jersey, USA). The choice of initiator and reducing agent, if present, will affect the end groups of the copolymer. The concentration range for the initiators and reducing agents can vary from 0.01% to 5% by weight based on the aqueous polymerization medium.

In some embodiments, at least some of the $-\text{SO}_2\text{X}$ groups present in the copolymers according to the present disclosure are introduced by generating SO_3^- radicals during the polymerization process. When salts of peroxy sulfuric acid are used in the presence of a sulfite or bisulfite salt (e.g., sodium sulfite or potassium sulfite), SO_3^- radicals are generated during the polymerization process, resulting in $-\text{SO}_3^-$ end groups. By altering the stoichiometry of the sulfite or bisulfite salt versus the peroxy sulfuric acid salt, one can vary the amount of $-\text{SO}_2\text{X}$ end groups.

Most of the initiator systems and emulsifiers described above have an optimum pH-range where they show most efficiency. For this reason, buffers are sometimes useful. Buffers include phosphate, acetate, or carbonate (e.g., $(\text{NH}_4)_2\text{CO}_3$ or NaHCO_3) buffers or any other acid or base, such as ammonia or alkali-metal hydroxides. The concentration range for the buffers can vary from 0.01% to 5% by weight based on the aqueous polymerization medium.

In some embodiments, the copolymers according to the present disclosure may include up to 100 ppm, 150 ppm, or more alkali-metal cations or alkaline-earth-metal cations. When alkali-metal salts or bases are used as initiators or buffers, for example, the copolymer according to the present disclosure generally comprises at least 50 ppm alkali-metal cations. We have found that the presence of alkali-metal cations in the copolymer increases the decomposition rate of unstable carboxylic end-groups during the drying step described below and therefore makes a subsequent post-fluorination step, if needed, easier, faster, and cheaper. In other embodiments of the method of making the copolymer according to the present disclosure, polymerization is conducted in the absence of added alkali-metal cations. In these

embodiments, potassium persulfate, a common alternative initiator or co-initiator with ammonium persulfate, is not used. It is also possible to use organic initiators as disclosed in U.S. Pat. No. 5,182,342 (Feiring et al.). The copolymer produced can have less than 50 ppm alkali-metal cations, in some embodiments, less than 25 ppm, less than 10 ppm, or less than 5 ppm alkali-metal cations. To achieve such low alkali-metal content, the water for polymerization and washing may be deionized. Minimizing the alkali-metal salt concentration in the copolymer may minimize the formation of die drool that may form during a high-speed conductor coating operation on the outer surface of an extrusion die or on the guider tip inside the die. This die drool, if not minimized, can be periodically carried along the melt and/or the conductor to form undesirable lumps and may cause cone-breaks.

The alkali-metal ion content of the copolymer can be measured by flame atomic absorption spectrometry after combusting the copolymer and dissolving the residue in an acidic aqueous solution according to the method described in the Examples, below. For potassium as the analyte, the lower detection limit is less than 1 ppm.

Typical chain-transfer agents like H₂, lower alkanes, alcohols, ethers, esters, and methylene fluoride may be useful in the preparation of the copolymer according to the present disclosure. Termination primarily via chain transfer results in a polydispersity of about 2 or less. In some embodiments of the method according to the present disclosure, the polymerization is carried out without any chain-transfer agents. A lower polydispersity can sometimes be achieved in the absence of chain-transfer agents. Recombination typically leads to a polydispersity of about 1.5 for small conversions.

Useful polymerization temperatures can range from 40 °C to 120 °C. Typically, polymerization is carried out in a temperature range from 70 °C to 100 °C or 80 °C to 90 °C. The polymerization pressure is usually in the range of 0.8 MPa to 2.5 MPa, and in some embodiments in the range from 1.0 MPa to 2.0 MPa. HFP and other perfluorinated terminal olefins can be precharged and fed into the reactor as described, for example, in *Modern Fluoropolymers*, ed. John Scheirs, Wiley & Sons, 1997, p. 241. Perfluorinated allyl ethers represented by formula $\text{CF}_2=\text{CFCF}_2(\text{OC}_n\text{F}_{2n})_z\text{ORf}$, wherein n, z, and Rf are as defined above in any of their embodiments, are typically liquids and may be sprayed into the reactor or added directly, vaporized, or atomized. Perfluorinated allyl ethers represented by formula $\text{CF}_2=\text{CFCF}_2(\text{OC}_n\text{F}_{2n})_z\text{ORf}$ may also be pre-emulsified with an emulsifier before being combined with the other comonomers, for example, before addition of a gaseous fluoroolefin.

The obtained polymer dispersion after aqueous emulsion polymerization can be used as is or, if higher solids are desired, can be upconcentrated. To coagulate the obtained fluoropolymer latex, any coagulant which is commonly used for coagulation of a fluoropolymer latex may be used, and it may, for example, be a water-soluble salt (e.g., calcium chloride, magnesium chloride, aluminum chloride or aluminum nitrate), an acid (e.g., nitric acid, hydrochloric acid or sulfuric acid), or a water-soluble organic liquid (e.g., alcohol or acetone). The amount of the coagulant to be added may be in a range of 0.001 to 20 parts by mass, for example, in a range of 0.01 to 10 parts by mass per 100 parts by mass of the

fluoropolymer latex. Alternatively or additionally, the fluoropolymer latex may be frozen for coagulation or mechanically coagulated, for example, with a homogenizer as described in U.S. Pat. No. 5,463,021 (Beyer et al.). In some embodiments (e.g., in embodiments in which the copolymer comprises less than 50 ppm alkali-metal cation), it is useful to avoid alkali-metal salts as coagulants. It may also be useful to avoid acids and alkaline-earth-metal salts as coagulants to avoid metal contaminants.

The coagulated copolymer can be collected by filtration and washed with water. The washing water may, for example, be ion-exchanged water, pure water, or ultrapure water. The amount of the washing water may be from 1 to 5 times by mass to the copolymer, whereby the amount of the emulsifier attached to the copolymer can be sufficiently reduced by one washing.

The coagulated copolymer may be agglomerated to produce the polymer in agglomerate form. Agglomerates are typically free-flowing spherical beads with an average size (that is, diameter) of 1 mm to 5 mm. If the agglomerates obtained from agglomerating the coagulated copolymer are too small, it may be desirable to compact the agglomerate to produce a compacted agglomerate which will typically have an average size of 1 mm to 10 mm. In some embodiments, the coagulated copolymer is agglomerated with a water-immiscible organic liquid like gasoline as described in *Modern Fluoropolymers*, ed. by John Scheirs, Wiley & Sons, 1997, p. 227. The agglomerate can be dried, for example, by heating under moderate vacuum at temperatures up to 250 °C, 200 °C, 180 °C, 150 °C, or 130 °C.

In some embodiments of the method of making the copolymer according to the present disclosure, radical polymerization also can be carried out by suspension polymerization. Suspension polymerization will typically produce particle sizes up to several millimeters.

In some embodiments, the copolymer may be melted, extruded, and cut into granulates of a desired size, which may be called melt granulate.

As used herein, the term “unstable end group” in the copolymers according to the present disclosure refers to -COOM, -CH₂OH, -COF, and -CONH₂, wherein M is independently an alkyl group, a hydrogen atom, a metallic cation, or a quaternary ammonium cation. In some embodiments, the unstable end groups are -COOM and -COF groups. Tetrafluoroethylene copolymers obtained by aqueous emulsion polymerization with inorganic initiators (e.g. persulfates, KMnO₄, etc.) typically have a high number of unstable carbon-based end groups (e.g. more than 200 -COOM end groups per 10⁶ carbon atoms). During work-up and melt-pelletizing of the tetrafluoroethylene copolymers, the copolymers take on a brownish appearance due to thermal degradation. In these cases, the number of unstable end groups may be unacceptable for further high-speed processing. Accordingly, the copolymers according to some embodiments of the present disclosure have up to 100 unstable end groups per 10⁶ carbon atoms. In some embodiments, the copolymers according to the present disclosure have up to 75, 50, 40, 30, 25, 20, 15, or 10 unstable end groups per 10⁶ carbon atoms. The number of unstable end groups can be determined by Fourier-transform infrared spectroscopy, as described in the Examples, below.

The mechanism of the degradation of thermally unstable end groups has been described in some detail in *Modern Fluoropolymers*, John Wiley & Sons, 1997, in K. Hintzer and G. Lohr, 'Melt Processable Tetrafluoroethylene-Perfluoropropylvinyl Ether Copolymers (PFA)', page 227f. During the thermal degradation, corrosive gases are produced and considerably impair the quality of the final product via metal contamination or bubble formation, and can corrode tooling and processing machinery. The effect naturally increases as molecular weight decreases and melt flow index increases.

Various treatments of molten or unmolten fluoropolymer have been proposed to reduce the amount of unstable end groups, resulting in substantial suppression of thermal degradation. When the unstable end groups are acid end groups, $-\text{COF}$ or $-\text{COOH}$, the fluoropolymer can be treated with ammonia to form the more stable amide end group $-\text{CONH}_2$ or with a primary or secondary amine (e.g., dimethyl, diethyl, or propyl amine) to form amide end groups $-\text{CONRH}$ or $-\text{CONR}_2$, wherein R is/are the alkyl group(s) of the amine, and wherein for R_2 , the alkyl groups are the same or different. When the unstable end groups are acid end groups, $-\text{COF}$ or $-\text{COOH}$, the fluoropolymer can be treated with an alcohol, such as methanol, ethanol, propanol, or a fluorine-containing alcohol to form the more stable ester $-\text{COOR}'$ where R' is the alkyl group supplied by the alcohol. When the unstable end groups are $-\text{COF}$ or $-\text{COOM}$, the fluoropolymer can be decarboxylated to form the more stable $-\text{CF}_2\text{H}$ and $-\text{CF}(\text{CF}_3)\text{H}$ end groups, respectively. Treatment of fluoropolymers at high temperatures (e.g., 400°C) with water vapor has been shown to reduce the number of unstable end groups, typically forming $-\text{CF}_2\text{H}$ and $-\text{CF}(\text{CF}_3)\text{H}$ end groups. See, e.g., U.S. Pat. No. 3,085,083 (Schreyer). The method of making the copolymer according to the present disclosure can include any of these methods.

Post-fluorination with fluorine gas is also commonly used to cope with unstable end groups and any concomitant discoloration. Post-fluorination typically results in a melt pelletized copolymer with an excellent color, and the number of unstable end groups is reduced almost to zero. Post-fluorination of the fluoropolymer can convert $-\text{COOH}$, amide, hydride, $-\text{COF}$, and other non-perfluorinated end groups or $-\text{CF}=\text{CF}_2$ to $-\text{CF}_3$ end groups. Converting the thermally unstable end groups into stable $-\text{CF}_3$ end groups by post-fluorination of agglomerate or melt granulate has been described, for example, in U.S. Pat. No. 4,743,658 (Imbalzano et al.) and Great Britain Patent GB1210794, published October 28, 1970. A stationary bed of agglomerate may also be fluorinated as described in U.S. Pat. No. 6,693,164 (Blong).

In some embodiments, copolymers according to the present disclosure include $-\text{CF}_2\text{H}$ and/or $-\text{CF}(\text{CF}_3)\text{H}$ end groups. In some embodiments of the method according to the present disclosure (e.g., when alkali-metal cations are present) the dried polymer contains predominantly $-\text{CF}_2\text{H}$ and $-\text{CF}(\text{CF}_3)\text{H}$ end groups as described above. $-\text{CF}_2\text{H}$ and $-\text{CF}(\text{CF}_3)\text{H}$ end groups are sufficiently stable for some applications. However, if post-fluorination is desired to convert some of the $-\text{CF}_2\text{H}$ and $-\text{CF}(\text{CF}_3)\text{H}$ end groups into $-\text{CF}_3$ and $-\text{C}_2\text{F}_5$ end groups, respectively, the post-fluorination is generally easier and faster than when many $-\text{COOH}$ end groups are present since a lower number of fluorination cycles is needed to convert the $-\text{CF}_2\text{H}$ or $-\text{CF}(\text{CF}_3)\text{H}$ end groups in comparison to $-\text{COOH}$ end groups.

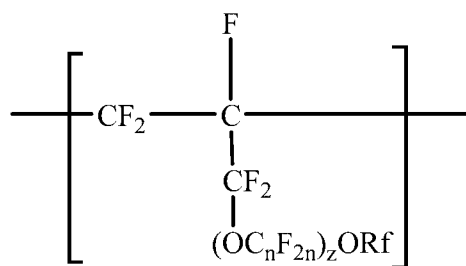
In some embodiments, the copolymer according to the present disclosure can be prepared by a method including a post-fluorination step after melt-pelletization of the polymer in order to remove unstable, carbon-based end groups (e.g. -COF, -COOM, -CONH₂, -CH₂OH). The post-fluorination can be conveniently carried out with nitrogen/fluorine gas mixtures in ratios of 80 – 90 : 20 – 10 at temperatures between 20 °C and 250 °C, in some embodiments in a range of 50 °C to 200 °C or 70 °C to 120 °C, and pressures from 1 – 10 bar. Under these conditions, most unstable carbon-based end groups are removed, whereas -SO₂X groups mostly survive.

While in some embodiments, the copolymer according to the present disclosure has relatively few unstable end groups, it is desirable to have a certain amount of polar groups to ensure good adhesion of the polymer to metal surfaces (e.g. copper wires). We have found that the more stable polar -SO₂X groups ensure good adhesion to metal surfaces. These copolymers typically have a brilliant color and do not exhibit the brownish appearance that can occur when -COOM end groups thermally degrade. The copolymer according to the present disclosure has in a range from 0 to 200 -SO₂X groups per 10⁶ carbon atoms, wherein X is as defined above in any of its embodiments. For excellent high frequencies transmissions, in some embodiments, the copolymer according to the present disclosure can have up to 150 -SO₂X groups per 10⁶ carbon atoms. For promoting adhesion to metal surfaces, the copolymer according to some embodiments of the present disclosure has at least 5, 10, 15, 20, 25, 30, 35, 40, or 50 -SO₂X groups per 10⁶ carbon atoms.

In some embodiments, the copolymer according to the present disclosure can be prepared by a method including a post-treatment with aqueous ammonia solution after the post-fluorination to obtain -SO₂NH₂ groups, a method including a post-treatment with aqueous alkaline hydroxide (e.g. LiOH, NaOH, or KOH) solution to obtain SO₃ alkaline-groups or subsequently SO₃H groups, or a method including post-treatment with water and steam to form SO₃H groups.

Some Embodiments of the Disclosure

In a first embodiment, the present disclosure provides a copolymer comprising tetrafluoroethylene units and units independently represented by formula



in a range from 0.02 to 2 mole percent, based on the total amount of the copolymer, wherein n is independently from 1 to 6, z is 0, 1, or 2, and Rf is a linear or branched perfluoroalkyl group having from 1 to 8 carbon atoms and optionally interrupted by one or more -O-

groups, wherein the copolymer has a melt flow index in a range from 20 grams per 10 minutes to 40 grams per 10 minutes measured at a temperature of 372 °C and at a support weight of 5.0 kg.

In a second embodiment, the present disclosure provides the copolymer of the first embodiment, wherein the copolymer has up to 200 $-\text{SO}_2\text{X}$ groups per 10^6 carbon atoms, wherein X is independently $-\text{F}$, $-\text{NH}_2$, $-\text{OH}$, or $-\text{OZ}$, and wherein Z is independently a metallic cation or a quaternary ammonium cation.

In a third embodiment, the present disclosure provides the copolymer of the first or second embodiment, wherein the copolymer has up to 100 unstable end groups per 10^6 carbon atoms, wherein the unstable end groups are selected from $-\text{COOM}$, $-\text{CH}_2\text{OH}$, $-\text{COF}$, and $-\text{CONH}_2$, wherein M is independently an alkyl group, a hydrogen atom, a metallic cation, or a quaternary ammonium cation.

In a fourth embodiment, the present disclosure provides the copolymer of any one of the first to third embodiments, wherein Rf is $-\text{CF}_3$, and wherein n is 1 or 3.

In a fifth embodiment, the present disclosure provides the copolymer of any one of the first to fourth embodiments, wherein z is 1 or 2.

In a sixth embodiment, the present disclosure provides the copolymer of any one of the first to fourth embodiments, wherein z is 0.

In a seventh embodiment, the present disclosure provides the copolymer of any one of the first to sixth embodiments having not more than 50 unstable end groups per 10^6 carbon atoms.

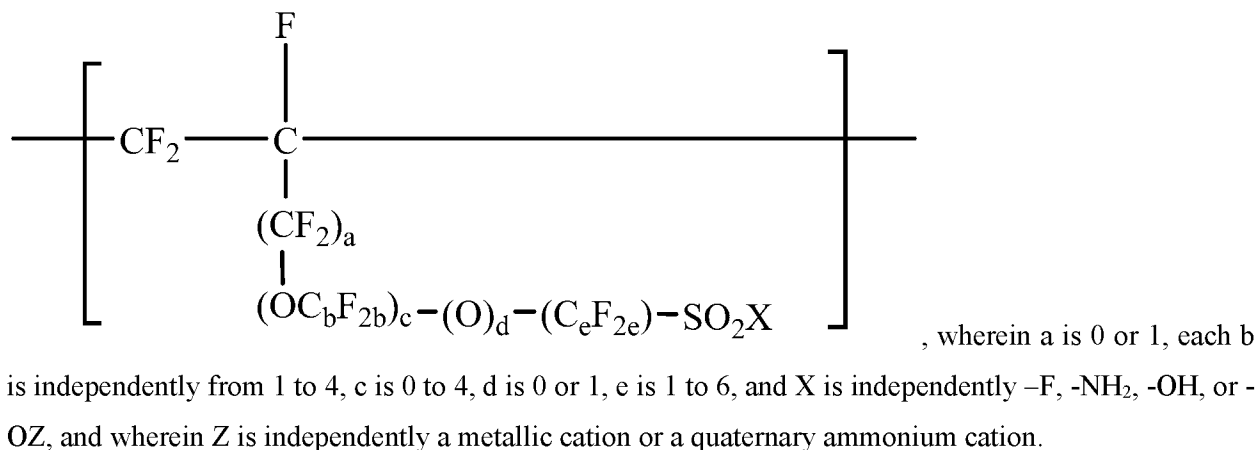
In an eighth embodiment, the present disclosure provides the copolymer of any one of the first to seventh embodiments having not more than 25 unstable end groups per 10^6 carbon atoms.

In a ninth embodiment, the present disclosure provides the copolymer of any one of the first to eighth embodiments having at least 10 $-\text{SO}_2\text{X}$ groups per 10^6 carbon atoms.

In a tenth embodiment, the present disclosure provides the copolymer of any one of the first to ninth embodiments having at least 25 or at least 50 $-\text{SO}_2\text{X}$ groups per 10^6 carbon atoms.

In an eleventh embodiment, the present disclosure provides the copolymer of any one of the second to tenth embodiments, wherein the $-\text{SO}_2\text{X}$ groups comprise $-\text{SO}_2\text{X}$ end groups.

In a twelfth embodiment, the present disclosure provides the copolymer of any one of the first to eleventh embodiments, wherein the copolymer further comprises units represented by formula



In a thirteenth embodiment, the present disclosure provides the copolymer of any one of the first to twelfth embodiments, wherein the copolymer comprises less than 50 ppm alkali-metal cations.

In a fourteenth embodiment, the present disclosure provides the copolymer of any one of the first to twelfth embodiments, wherein the copolymer comprises at least 50 ppm alkali-metal cations.

In a fifteenth embodiment, the present disclosure provides the copolymer of any one of the first to fourteenth embodiments, wherein the copolymer has a polydispersity of less than or equal to 2.5.

In a sixteenth embodiment, the present disclosure provides the copolymer of any one of the first to fifteenth embodiments, further comprising units derived from at least one perfluorinated terminal olefin independently having from 3 to 8 carbon atoms.

In a seventeenth embodiment, the present disclosure provides the copolymer of the sixteenth embodiment, wherein the units derived from at least one perfluorinated terminal olefin are hexafluoropropylene units.

In an eighteenth embodiment, the present disclosure provides the copolymer of the seventeenth embodiment, wherein the hexafluoropropylene units are present in the copolymer at 10 percent to 17 percent by weight, based on the total weight of the copolymer.

In a nineteenth embodiment, the present disclosure provides the copolymer of any one of the first to the eighteenth embodiments having a melting point in a range from 220 °C to 285 °C.

In a twentieth embodiment, the present disclosure provides the copolymer of any one of the first to nineteenth embodiments, wherein the copolymer is not foamed.

In a twenty-first embodiment, the present disclosure provides the copolymer of any one of the first to nineteenth embodiments, wherein the copolymer is foamed.

In a twenty-second embodiment, the present disclosure provides the copolymer of any one of the first to twenty-first embodiments, wherein the copolymer has a melt flow index in a range from 25 grams per 10 minutes to 35 grams per 10 minutes.

In a twenty-third embodiment, the present disclosure provides a method of making an extruded article, the method comprising extruding a melted composition comprising (or consisting of) the copolymer of any one of the first to twenty-second embodiments.

In a twenty-fourth embodiment, the present disclosure provides the method of the twenty-third embodiment, wherein the extruded article comprises at least one of a film, tube, pipe, or hose.

In a twenty-fifth embodiment, the present disclosure provides the method of the twenty-third or twenty-fourth embodiment, wherein the melted composition is extruded onto a conductor.

In a twenty-sixth embodiment, the present disclosure provides the method of any one of the twenty-third to twenty-fifth embodiments, wherein the melted composition is extruded onto a cable or wire.

In a twenty-seventh embodiment, the present disclosure provides an extruded article comprising the copolymer of any one of the first to twenty-second embodiments.

In a twenty-eighth embodiment, the present disclosure provides the extruded article of the twenty-seventh embodiment, wherein the extruded article comprises at least one of a film, tube, pipe, or hose.

In a twenty-ninth embodiment, the present disclosure provides the extruded article of the twenty-seventh or twenty-eighth embodiment, wherein the extruded article is a conductor having the copolymer extruded thereon.

In a thirtieth embodiment, the present disclosure provides the extruded article of any one of the twenty-seventh to twenty-ninth embodiments, wherein the extruded article is a cable or wire having the copolymer extruded thereon.

In a thirty-first embodiment, the present disclosure provides the method of any one of the twenty-third to twenty-sixth embodiments or the extruded article of any one of the twenty-seventh to thirtieth embodiments, wherein the extruded article is not foamed.

In a thirty-second embodiment, the present disclosure provides the method of any one of the twenty-third to twenty-sixth embodiments or the extruded article of any one of the twenty-seventh to thirtieth embodiments, wherein the extruded article is foamed.

In a thirty-third embodiment, the present disclosure provides a method of making the copolymer of any one of the first to twenty-second embodiments, the method comprising copolymerizing components comprising tetrafluoroethylene and at least one compound independently represented by formula $\text{CF}_2=\text{CFCF}_2(\text{OC}_n\text{F}_{2n})_z\text{ORf}$, wherein n is independently from 1 to 6, z is 0, 1, or 2, and Rf is a linear or branched perfluoroalkyl group having from 1 to 8 carbon atoms and optionally interrupted by one or more -O- groups.

In a thirty-fourth embodiment, the present disclosure provides the method of the thirty-third embodiment, wherein copolymerizing is carried out by aqueous emulsion polymerization.

In a thirty-fifth embodiment, the present disclosure provides the method of the thirty-third embodiment, wherein copolymerizing is carried out by suspension polymerization.

In a thirty-sixth embodiment, the present disclosure provides the method of any one of the thirty-third to thirty-fifth embodiments, wherein the components further comprise at least one perfluorinated terminal olefin independently having from 3 to 8 carbon atoms.

In a thirty-seventh embodiment, the present disclosure provides the method of any one of the thirty-third to thirty-sixth embodiments, wherein the components further comprise at least one compound represented by formula $\text{CF}_2=\text{CF}(\text{CF}_2)_a-(\text{OC}_b\text{F}_{2b})_c-(\text{O})_d-(\text{C}_e\text{F}_{2e})-\text{SO}_2\text{X}$, wherein a is 0 or 1, each b is independently from 1 to 4, c is 0 to 4, d is 0 or 1, e is 1 to 6, wherein X is independently $-\text{F}$, $-\text{NH}_2$, $-\text{OH}$, or $-\text{OZ}$, and wherein Z is independently a metallic cation or a quaternary ammonium cation.

In a thirty-eighth embodiment, the present disclosure provides the method of any one of the thirty-third to thirty-seventh embodiments, wherein copolymerizing is carried out in the presence of a bisulfite or sulfite salt.

In order that this disclosure can be more fully understood, the following examples are set forth. It should be understood that these examples are for illustrative purposes only and are not to be construed as limiting this disclosure in any manner. Abbreviations include g for grams, kg for kilograms, m for mass, mm for millimeters, L for liters, min for minutes, hrs for hours, rpm for revolutions per minute.

EXAMPLES

Test Methods:

MFI

The melt flow index (MFI), reported in g/10 min, was measured with a Goettfert MPX 62.92 melt indexer (Buchen, Germany) following a similar procedure to that described in DIN EN ISO 1133-1:2012-03 at a support weight of 5.0 kg and a temperature of 372 °C. The MFI was obtained with a standardized extrusion die of 2.1 mm in diameter and a length of 8.0 mm.

Melting Point

The melting point of the fluorothermoplastic polymer was determined using differential scanning calorimetry following a similar procedure to that described in ASTM D4591-07 (2012) using a PerkinElmer Pyris 1 DSC (Waltham, Mass., USA) under nitrogen flow with a heating rate of 10 °C/min. The reported melting points relate to the melting peak maximum.

Particle Size

The latex particle size determination was conducted by means of dynamic light scattering with a Malvern Zetasizer 1000HSA (Malvern, Worcestershire, UK) following a similar procedure to that described in DIN ISO 13321:2004-10. The reported average particle size is the z-average. Prior to the measurements, the polymer latexes as yielded from the polymerizations were diluted with 0.001 mol/L KCl-solution. The measurement temperature was 20 °C in all cases.

Monomer Unit Content

The content of $\text{CF}_2=\text{CF}-\text{CF}_2-\text{O}-(\text{CF}_2)_3-\text{OCF}_3$ (MA-31), $\text{CF}_2=\text{CF}-\text{CF}_2-\text{O}-\text{C}_3\text{F}_7$ (MA-3), $\text{CF}_2=\text{CF}-\text{O}-(\text{CF}_2)_3-\text{OCF}_3$ (MV-31), $\text{CF}_2=\text{CF}-\text{O}-\text{C}_3\text{F}_7$ (PPVE-1), $\text{CF}_2=\text{CF}-\text{O}-\text{CF}_2-\text{CF}(\text{CF}_3)-\text{O}-\text{CF}_2-\text{CF}_2-\text{SO}_2\text{F}$ (PSEPVE), and $\text{CF}_2=\text{CF}-\text{CF}_3$ (HFP) in the copolymer was determined by Fourier-transform infrared spectroscopy. Thin films of approximately 0.1 mm thickness were prepared by molding the polymer at 350 °C using a heated plate press. The films were then scanned in nitrogen atmosphere using a Nicolet DX 510 FT-IR spectrometer. The OMNIC software (ThermoFisher Scientific, Waltham, Mass., USA) was used for data analysis. The content of MA-31, MA-3, MV-31, PPVE-1, PSEPVE and HFP, reported in units of m/m%, was determined from an IR band at a monomer-specific wavenumber ν_M and was calculated as a product of a monomer-specific factor ϵ_{rel} and the ratio of the absorbance of the IR-peak at ν_M , $A(\nu_M)$, to the absorbance of the IR-peak at 2365 cm^{-1} , $A(2365 \text{ cm}^{-1})$, meaning $\epsilon_{\text{rel}} \times A(\nu_M)/A(2365 \text{ cm}^{-1})$. Wavenumbers ν_M and factors ϵ_{rel} are given in the following table:

monomer	wavenumber ν_M [1/cm]	factor ϵ_{rel}
$\text{CF}_2=\text{CF}-\text{CF}_2-\text{O}-(\text{CF}_2)_3-\text{OCF}_3$	892	3.81
$\text{CF}_2=\text{CF}-\text{CF}_2-\text{O}-\text{C}_3\text{F}_7$	995	61
$\text{CF}_2=\text{CF}-\text{O}-(\text{CF}_2)_3-\text{OCF}_3$	893	3.24
$\text{CF}_2=\text{CF}-\text{O}-\text{C}_3\text{F}_7$	993	0.95
$\text{CF}_2=\text{CF}-\text{O}-\text{CF}_2-\text{CF}(\text{CF}_3)-\text{O}-\text{CF}_2-\text{CF}_2-\text{SO}_2\text{F}$	1467	1.06
$\text{CF}_2=\text{CF}-\text{CF}_3$	983	3.2

In case of the simultaneous presence of PPVE-1 and HFP, the deconvolution software “Peak Fit” from AISN Software Inc., version 4.06, was used to determine the monomer-specific absorbance of the IR-peak at ν_M . The automatic peak detection and fitting method II, second derivative method, was applied.

$\text{CF}_2=\text{CF}-\text{CF}_2-\text{O}-(\text{CF}_2)_3-\text{O}-\text{CF}_3$ (MA-31) was purchased from Anles in St. Petersburg (Russia). $\text{CF}_2=\text{CF}-\text{CF}_2-\text{O}-\text{C}_3\text{F}_7$ (MA-3) was prepared by reacting $\text{CF}_3-\text{CF}_2-\text{COF/KF}$ in glyme with $\text{CF}_2=\text{CF}-\text{CF}_2-\text{O}-\text{SO}_2\text{F}$ at 25 °C to 30 °C; boiling point of the allyl ether was 60 °C to 62 °C.

End Group Analysis

Polymer end group detection was conducted in analogy to the method described in U.S. Pat. No. 4,743,658 (Imbalzano et al.). Thin films of approximately 0.50 mm were scanned on the same Nicolet Model 510 Fourier-transform infrared spectrometer. 16 scans were collected before the transform is performed, all other operational settings used were those provided as default settings in the Nicolet control software. Similarly, a film of a reference material known to have none of the end groups to be

analysed was moulded and scanned. The reference absorbance spectrum is subtracted from the sample absorbance, using the interactive subtraction mode of the software. The CF₂ overtone band at 2365 wavenumbers is used to compensate for thickness differences between sample and reference during the interactive subtraction. The difference spectrum represents the absorbances due to non-perfluorinated polymer end groups. The number of end groups per million carbon atoms was determined via the equation: ends/1e6 carbons = absorbance × CF/film thickness in mm. The calibration factors (CF) used to calculate the numbers of end groups per million carbon atoms are summarized in the following table:

End group	Wavenumber [1/cm]	Calibration Factor (CF)
-COF	1885	1020
-CONH ₂	3438	1105
-COOH, isolated	1814	740
-COOH, associated	1775	112
-CF ₂ H	2950-3050 (integrated)	846
-CF(CF ₃)H	2820-3000 (integrated)	224
-CF=CF ₂	1784	532
-SO ₂ F	1467	400
-SO ₃ H	1063	3030

After the interactive subtraction, the absorbance of the -SO₃H peak was not quantified using the OMNIC software of the Nicolet Model 510 Fourier-transform infrared spectrometer, because the weak -SO₃H peak is partially overlapping by other peaks in the direct neighborhood of 1063 1/cm and it appears as part of a peak-shoulder around 1050 1/cm. In this case, the deconvolution software “Peak Fit” from AISN Software Inc., version 4.06, was used to determine the absorbance the -SO₃H peak. The automatic peak detection and fitting method II, second derivative method, was applied with usually about 22 % smoothing to a wavenumber region of 1020 to 1075 1/cm. Four Pearson VII Amplitude peaks of uniform width and a linear 2 point baseline were usually applied to fit that region. The -SO₃H peak is the one located at the highest wavenumber, the corresponding absorbance is the parameter a0 taken from peak fit summary.

The -CF₂H peak is discernible at a peak around 3009 1/cm with a shoulder at about 2983 1/cm. The peak deconvolution procedure “Peak Fit” software from AISN Software Inc applied as described above in a region in between 2900 and 3100 1/cm reveals additional peaks located at about 2936, 2960, 3032 and 3059 1/cm. These peaks are integrated and the number of end groups per million carbon atoms was determined from the total peak area via the equation: ends/1e6 carbons = area × CF/film thickness in mm, wherein a Calibration Factor of 846 was applied.

The $-\text{CF}(\text{CF}_3)\text{H}$ group shows a broad peak band with main peaks around 2973, 2930 and 2858 $1/\text{cm}$. The peak deconvolution procedure "Peak Fit" software from AISN Software Inc applied in a region in between 2820 and 3000 $1/\text{cm}$ may reveal additional peaks located at about 2830, 2845, 2871, 2885, 2900, 2916, 2943 and 2258 $1/\text{cm}$. These peaks are integrated and the number of end groups per million carbon atoms was determined from the total peak area via the equation: $\text{ends}/1\text{e}6 \text{ carbons} = \text{area} \times \text{CF}/\text{film thickness in mm}$, wherein a Calibration Factor of 224 was applied. When $-\text{CF}_2\text{H}$ groups and $-\text{CF}(\text{CF}_3)\text{H}$ groups are present at one time, the peak deconvolution procedure needs to be applied to the wavenumber region in between 2820 and 3050 $1/\text{cm}$. Then, the contributions of both groups to the broad peak need to be separated from each other and considered independently using the equations given above.

Polydispersity Determination by Melt Rheology

Oscillatory shear flow measurements were conducted on fluoropolymer melts using a strain controlled ARES rheometer (3ARES-13; Firmware version 4.04.00) (TA Instruments Inc., New Castle, DE, USA) equipped with a FRT 200 transducer with a force range of up to 200 g. Dynamic mechanical data were recorded in nitrogen atmosphere in frequency sweep experiments using a 25 mm parallel plate geometry and a plate to plate distance of usually 1.8 mm was realized. Individual frequency sweeps were recorded at a temperature of 372 °C, 340 °C, 300 °C, 280 °C and in super-cooled melt at 260 °C. The thermal control of the oven was operated using the sample/tool thermal element. A strain typically ascending from 1 to 20% was applied while the shear rate was descended from 100 rad/s to typically 0.1 rad/s . Using the time-temperature-superposition (TTS) tool provided by the orchestrator software (version 7.0.8.13), these individual frequency sweeps were combined to one master curve, wherein $T = 372$ °C was selected as the reference temperature. Zero shear viscosities η_0 , reported in units of $\text{Pa}\cdot\text{s}$, were extrapolated from the viscosity function $\eta^*(\omega)$ of the obtained dynamic mechanical master curve using the 4 parameter *Carreau* fit function provided by the orchestrator software. The molecular weight distribution of fluoropolymer melts were extracted from the so-obtained dynamic mechanical data by the procedure disclosed by W. H. Tuminello in Polym. Engineering Sci., 26, 1339-1347 (1986) and in Encyclopedia of Fluid Mechanics, Vol. 9, Polymer Flow Engineering, 209. The method includes that the frequency is converted into a molecular weight. In the present case, the equation

$$1/\omega = 7.63\text{e-}22 \times M^{3.6}$$

was used. In the same way as described by Tuminello, the cumulative molecular weight distribution (CMWD) is evaluated by forming the expression

$$\text{CMWD} = 100 \times \{1 - [G'(\omega)/G_N^0]^{0.5}\}.$$

Herein, a plateau modulus of $G_N^0 = 1.1\text{e}6$ Pa was used. In modification of the method described by Tuminello, the sigmoidal CMWD is approximated by a function of the Weibull-type:

$$\text{CMWD} = 100 * (1 - \exp(-((x + d * (b - x^0))/b)^c)), \text{ with } x = \log M,$$

$$d = ((c - 1)/c)^{(1/c); \quad c = 3.376 + 2.305 * b; \quad b = 1.8 + 9.154\text{e-}4 * 600.95^{\chi}}$$

A user defined fit routine operating under the software SigmaPlot 12.5 (Systat Software, Inc.; San Jose/CA, USA) was used to determine the two fit parameters x_0 and χ . The first derivative of the fit function was evaluated by applying the macro “Compute 1st Derivative” provided by the SigmaPlot 12.5 software. The first derivative of the fit function is representing a Schulz-Zimm distribution described by Equation (6) in Auhl et al., *Macromolecules* 2006, Vol. 39, No. 6, p. 2316-2324. The maximum of this distribution is given by the number average molecular mass M_N and its breadth is controlled by the degree of coupling k . The degree of coupling k is then converted into the polydispersity index M_w/M_N according to a 5-order polynomial:

$$k = d_0 + d_1 \times U + d_2 \times U^2 + d_3 \times U^3 + d_4 \times U^4 + d_5 \times U^5; \text{ with } U = M_w/M_N$$

$$d_0 = 183.3296154186 \quad d_1 = -445.7760158725$$

$$d_2 = 443.8169326941 \quad d_3 = -223.4535380971$$

$$d_4 = 56.6264675389 \quad d_5 = -5.7637913869$$

Finally, the consistency of the obtained result is probed by comparing the mass average molecular weight M_w of this Schulz-Zimm distribution with the one obtained from the zero shear viscosity by:

$$\eta_0(372^\circ\text{C}) = 9.36 \times 10^{-17} \times M_w^{3.6}.$$

The molecular weight distribution is correctly extracted from the rheology data in the case that both M_w values deviate from each other by less than $\pm 5\%$. The results reported herein fulfill this consistency criterion.

Alkali-Ion Content

For the determination of the alkali-ion content, 1 g polymer was combusted in a muffle-type furnace (Linn High Term; Eschenfelden, Germany; VMK39 μ P) for 10 hrs (air at 550 °C). The incineration residue was dissolved into 50 mL of a 4 vol.% aqueous solution of HCl/HF (5:1) (HCl: 30 % aqueous solution available from Merck, Darmstadt/Germany, under the trade designation “SUPRAPUR”; HF: 40 % aqueous solution available from Merck, Darmstadt/Germany under the trade designation “SUPRAPUR”). The acidic solution was further analyzed by an “AANALYST 200” Perkin Elmer flame atomic absorption spectrometer (Waltham, Massachusetts/USA). The instrument was calibrated with 0.500 ppm and 1.000 ppm potassium aqueous standard solutions (Merck; Darmstadt/Germany; “CERTIPUR” Element Standard Solution). The peak height at a wavelength of 766.5 nm was used to evaluate the potassium content. The peak height at a wavelength of 589 nm was used to evaluate the sodium content.

Example 1

A polymer of Tetrafluoroethylene (TFE), Hexafluoropropylene (HFP) and $\text{CF}_2=\text{CF}-\text{CF}_2-\text{O}-(\text{CF}_2)_3-\text{OCF}_3$ (MA-31) was prepared:

A 52-L-polymerization kettle with an impeller agitator was charged with 30 L deionized water, 50 g aqueous ammonia-solution (25 wt.%) and 465 g of a 30 wt. % aqueous solution of ammonium 4,8-dioxa-3-H-perfluorononanoate ($\text{CF}_3\text{-O-(CF}_2\text{)}_3\text{-O-CFH-CF}_2\text{-COONH}_4$, prepared as described in "Preparation of Compound 11" in U.S. Pat. No. 7,671,112). The oxygen-free kettle was then heated to 90 °C, the agitation system was set to 275 rpm and 340 mbar (34 kPa) of methane (CH_4) was added. MA-31 (95 g) of was added, and TFE/HFP at a ratio of 46.6/53.4 mol% was added until a final pressure of 17.0 bar (1700 kPa) was reached. The polymerization was initiated by adding 2.5 g ammonium peroxydisulfate (APS), dissolved in 100 mL H_2O . The polymerization temperature was maintained at 90 °C, and the pressure was kept at 17 bar. The monomer feed was constant; overall 6.3 kg TFE, 0.76 kg HFP and 38 g MA31 were fed. A solution of 8.5 g APS in 500 mL H_2O was also fed after polymerization had started; feeding of APS was continued until 95 % of the total monomer was consumed. The total runtime was 4 hours and 15 minutes. The obtained latex had a solid content of 19.4 wt. %, and the average particle size was 209 nm. The solids were isolated by freeze-coagulation, washed with deionized water and dried for 16 hours at 120 °C to provide the polymer. The MFI (372°C/5 kg) was 29 g/10 min; the melting point was 273 °C; the MA-31-content was determined as 0.4 wt. %; and the HFP-content was determined as 11 wt. %.

The end groups per 10^6 carbon atoms were: COOH isolated = 475, COOH assoc = 180. The polydispersity M_w/M_n was determined as 1.68, and the ion content was Na < 5ppm and K < 5ppm.

Illustrative Example 1

For comparison: a similar FEP-polymer (MFI 27) modified with the same amount of $\text{CF}_2=\text{CF-O-(CF}_2\text{)}_3\text{-OCF}_3$ (MV-31) but polymerized at the lower temperature of 70 °C had more end groups per 10^6 carbon atoms: COOH isolated 500; COOH assoc = 175; COF = 10. $\text{CF}_2=\text{CFO(CF}_2\text{)}_3\text{OCF}_3$ (MV-31) was prepared according to the method described in U.S. Pat. Nos. 6,255,536 (Worm et al.).

Example 2

Post-fluorination of the dried polymer of Example 1:

A 10-L-post-fluorination reactor was charged with 100 g of the dried polymer of Example 1. The oxygen-free reactor was then heated up to 200 °C. Then the reactor was evacuated to 0.250 bar absolute (25 kPa). The vacuum was broken up to a pressure of 0.99 bar absolute (99 kPa) with a fluorine gas/nitrogen gas mixture (10 vol. % / 90 vol. %, N50, Air Liquide; München/Germany). After 30 minutes reaction time, the fluorine/nitrogen mixture was evacuated to a pressure of 0.250 bar absolute (25 kPa). This process was repeated 4 times. Afterwards the reactor was vented and flushed with N_2 in thirty cycles. The end groups per 10^6 carbon atoms were determined on a 0.5 mm film: COOH, assoc. = 1; COF = 1.

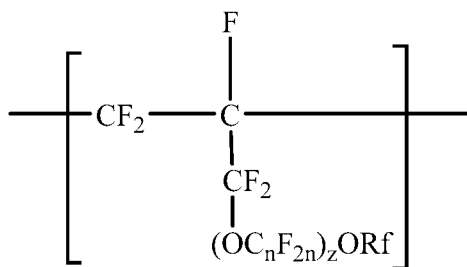
Example 3

A polymer of TFE, HFP and $\text{CF}_2=\text{CF}-\text{CF}_2-\text{O}-\text{C}_3\text{F}_7$ (MA-3) was prepared. The polymerization procedure was the same as described in Example 1. The reactor was heated to 90 °C, and 300 mbar (30 kPa) of CH_4 were added. 90 g of MA-3 were added, followed by TFE/HFP (ratio 46.6/53.4 mol%) until 17 bar (1700 kPa) pressure was obtained. The polymerization was initiated by adding 2.6 g APS in 200 mL H_2O . The polymerization temperature was maintained at 90 °C and the pressure was kept constant at 17 bar (1700 kPa) by feeding constantly TFE, HFP, MA-3 to the kettle (overall 6.4 kg TFE, 0.77 kg HFP and 45 g MA-3 were fed). A solution of 13.0 g APS in 250 mL H_2O was fed after polymerization has started (noticeable by a pressure drop) until 95 % monomer consumption. After 4 hours and 35 minutes, a latex with a solid content of 19.6 wt. % was obtained; the average particle size was 200 nm. After work-up and post-fluorination using the method described in Example 2, the obtained polymer had an MFI of 26 g/10 min, a melting point of 268 °C, an MA-3-content of 0.5 wt. %, and an HFP content of 12 wt. %. The end groups per 10^6 carbon atoms were determined after post-fluorination: COOH , assoc. = 4; COF = 1. The polydispersity was 1.73, and the ion content was $\text{Na} < 5\text{ppm}$ and $\text{K} < 5\text{ppm}$.

Various modifications and alterations of this disclosure may be made by those skilled in the art without departing from the scope and spirit of the disclosure, and it should be understood that this invention is not to be unduly limited to the illustrative embodiments set forth herein.

What is claimed is:

1. A copolymer comprising tetrafluoroethylene units and units independently represented by formula



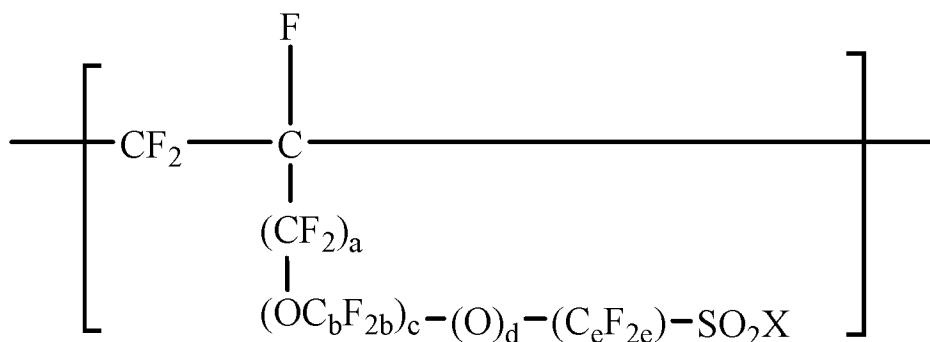
in a range from 0.02 to 2 mole percent, based on the total amount

of the copolymer, wherein n is independently from 1 to 6, z is 0, 1, or 2, and Rf is a linear or branched perfluoroalkyl group having from 1 to 8 carbon atoms and optionally interrupted by one or more -O- groups, wherein the copolymer has a melt flow index in a range from 20 grams per 10 minutes to 40 grams per 10 minutes.

2. The copolymer of claim 1, wherein the copolymer has up to 200 -SO₂X groups per 10⁶ carbon atoms and up to 100 unstable end groups per 10⁶ carbon atoms, wherein X is independently -F, -NH₂, -OH, or -OZ, wherein Z is independently a metallic cation or a quaternary ammonium cation, wherein the unstable end groups are selected from -COOM, -CH₂OH, -COF, and -CONH₂, and wherein M is independently an alkyl group, a hydrogen atom, a metallic cation, or a quaternary ammonium cation.

3. The copolymer of claim 2, wherein the -SO₂X groups comprise -SO₂X end groups.

4. The copolymer of claim 2 or 3, further comprising units represented by formula



, wherein a is 0 or 1, each

b is independently from 1 to 4, c is 0 to 4, d is 0 or 1, e is 1 to 6, and X is independently -F, -NH₂, -OH, or -OZ, and wherein Z is independently a metallic cation or a quaternary ammonium cation.

5. The copolymer of any one of claims 1 to 4, wherein Rf is -CF₃, and wherein n is 1 or 3.

6. The copolymer of any one of claims 1 to 5, wherein z is 1 or 2.
7. The copolymer of any one of claims 1 to 6, wherein the copolymer has a polydispersity of less than or equal to 2.5.
8. The copolymer of any one of claims 1 to 7, further comprising units derived from at least one perfluorinated terminal olefin independently having from 3 to 8 carbon atoms.
9. The copolymer of claim 8, wherein the units derived from the at least one perfluorinated terminal olefin are hexafluoropropylene units.
10. The copolymer of claim 9, wherein at least one of the following limitations is met:
the hexafluoropropylene units are present in the copolymer at 10 percent to 17 percent by weight, based on the total weight of the copolymer, or
the copolymer has a melting point in a range from 220 °C to 285 °C.
11. A method of making an extruded article, the method comprising extruding a melted composition comprising the copolymer of any one of claims 1 to 10.
12. An extruded article comprising the copolymer of any one of claims 1 to 10.
13. The method or extruded article of claim 11 or 12, wherein the extruded article comprises at least one of a film, tube, pipe, or hose.
14. The method or extruded article of any one of claims 11 to 13, wherein the extruded article is a conductor having the copolymer extruded thereon.
15. A method of making the copolymer of any one of claims 1 to 10, the method comprising copolymerizing components comprising tetrafluoroethylene and at least one compound independently represented by formula $\text{CF}_2=\text{CFCF}_2(\text{OC}_n\text{F}_{2n})_z\text{ORf}$, wherein n is independently from 1 to 6, z is 0, 1, or 2, and Rf is a linear or branched perfluoroalkyl group having from 1 to 8 carbon atoms and optionally interrupted by one or more -O- groups.

INTERNATIONAL SEARCH REPORT

International application No

PCT/US2016/017724

A. CLASSIFICATION OF SUBJECT MATTER
 INV. C08F214/26
 ADD.

According to International Patent Classification (IPC) or to both national classification and IPC

B. FIELDS SEARCHED

Minimum documentation searched (classification system followed by classification symbols)
 C08F

Documentation searched other than minimum documentation to the extent that such documents are included in the fields searched

Electronic data base consulted during the international search (name of data base and, where practicable, search terms used)

EPO-Internal, PAJ, WPI Data

C. DOCUMENTS CONSIDERED TO BE RELEVANT

Category*	Citation of document, with indication, where appropriate, of the relevant passages	Relevant to claim No.
X	US 3 282 875 A (JAMES CONNOLLY DONALD ET AL) 1 November 1966 (1966-11-01) cited in the application	1,13
Y	abstract; claims 1-5 -----	1-15
Y	US 2003/013791 A1 (BLONG THOMAS J [US] ET AL) 16 January 2003 (2003-01-16) abstract; claims 1-33 paragraph [0036] -----	1-15
Y	WO 2009/102660 A1 (DAIKIN AMERICA INC [US]; DAIKIN IND LTD [JP]; KITAHARA TAKAHIRO [JP];) 20 August 2009 (2009-08-20) abstract; claims 1-9 -----	1-15
A	US 2003/153701 A1 (KONO HIDEKI [JP] ET AL) 14 August 2003 (2003-08-14) abstract; claims 1-9 -----	1-15



Further documents are listed in the continuation of Box C.



See patent family annex.

* Special categories of cited documents :

"A" document defining the general state of the art which is not considered to be of particular relevance

"E" earlier application or patent but published on or after the international filing date

"L" document which may throw doubts on priority claim(s) or which is cited to establish the publication date of another citation or other special reason (as specified)

"O" document referring to an oral disclosure, use, exhibition or other means

"P" document published prior to the international filing date but later than the priority date claimed

"T" later document published after the international filing date or priority date and not in conflict with the application but cited to understand the principle or theory underlying the invention

"X" document of particular relevance; the claimed invention cannot be considered novel or cannot be considered to involve an inventive step when the document is taken alone

"Y" document of particular relevance; the claimed invention cannot be considered to involve an inventive step when the document is combined with one or more other such documents, such combination being obvious to a person skilled in the art

"&" document member of the same patent family

Date of the actual completion of the international search

6 April 2016

Date of mailing of the international search report

13/04/2016

Name and mailing address of the ISA/

European Patent Office, P.B. 5818 Patentlaan 2
 NL - 2280 HV Rijswijk
 Tel. (+31-70) 340-2040,
 Fax: (+31-70) 340-3016

Authorized officer

Bergmans, Koen

INTERNATIONAL SEARCH REPORT

Information on patent family members

International application No

PCT/US2016/017724

Patent document cited in search report	Publication date	Patent family member(s)	Publication date
US 3282875	A	01-11-1966	NONE
US 2003013791	A1	16-01-2003	AT 437904 T 15-08-2009
		CN 1527852 A	08-09-2004
		EP 1404728 A1	07-04-2004
		JP 2004534131 A	11-11-2004
		US 2003013791 A1	16-01-2003
		US 2004072935 A1	15-04-2004
		WO 03006516 A1	23-01-2003
WO 2009102660	A1	20-08-2009	CN 101945927 A 12-01-2011
		CN 103554326 A	05-02-2014
		EP 2252649 A1	24-11-2010
		EP 2770012 A2	27-08-2014
		JP 5314707 B2	16-10-2013
		JP 5844764 B2	20-01-2016
		JP 2011514407 A	06-05-2011
		JP 2013177592 A	09-09-2013
		US 2010314154 A1	16-12-2010
		US 2013230645 A1	05-09-2013
		WO 2009102660 A1	20-08-2009
US 2003153701	A1	14-08-2003	CN 1617895 A 18-05-2005
		US 2003153701 A1	14-08-2003
		US 2005049375 A1	03-03-2005
		WO 03059970 A1	24-07-2003