



US00D723532S

(12) **United States Design Patent**
Stevinson

(10) **Patent No.:** **US D723,532 S**

(45) **Date of Patent:** **** Mar. 3, 2015**

- (54) **COMBO EARPHONE CASE**
- (71) Applicant: **Dean Stevenson**, Centennial, CO (US)
- (72) Inventor: **Dean Stevenson**, Centennial, CO (US)
- (**) Term: **14 Years**
- (21) Appl. No.: **29/445,399**
- (22) Filed: **Feb. 11, 2013**
- (51) **LOC (10) Cl.** **14-03**
- (52) **U.S. Cl.**
USPC **D14/250**
- (58) **Field of Classification Search**
USPC D14/250, 138 AA, 138 AB, 138 AD,
D14/138 G, 217, 238.1, 248, 251-253, 346,
D14/356, 440, 496, 203.5, 203.8; D13/103,
D13/107, 108; D3/201, 218, 247, 269, 273,
D3/301, 303; 455/575.1, 575.8; 206/305,
206/320, 251, 45.2
See application file for complete search history.

D634,115 S	3/2011	Long, Jr. et al.	
D635,555 S	4/2011	Giles	
D641,974 S	7/2011	Stampfli	
D644,428 S	9/2011	Feng	
D644,639 S	9/2011	Weller et al.	
D645,032 S *	9/2011	Fathollahi	D14/250
8,016,107 B2	9/2011	Emsky	
D647,892 S	11/2011	Ragde, Jr.	
D651,791 S *	1/2012	Cataldo et al.	D3/218
D653,656 S *	2/2012	Charnas et al.	D14/250
D654,931 S *	2/2012	Lemelman et al.	D14/496
D657,137 S	4/2012	Weller et al.	
D661,482 S	6/2012	Chang et al.	
D667,823 S *	9/2012	Merenda	D14/250
D673,936 S	1/2013	Michie et al.	

(Continued)

Primary Examiner — Deanna L Pratt
Assistant Examiner — Lilyana Bekic
 (74) *Attorney, Agent, or Firm* — Lathrop & Gage LLP

(57) **CLAIM**
 The ornamental design for an combo earphone case, as shown and described.

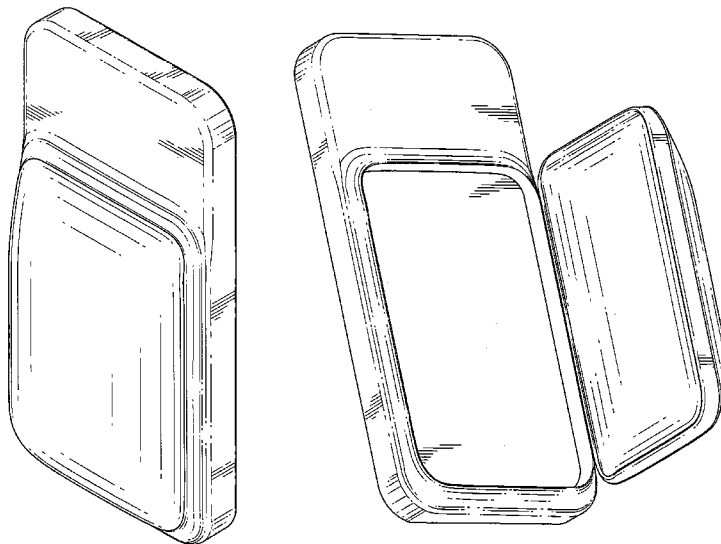
(56) **References Cited**
 U.S. PATENT DOCUMENTS

D22,417 S *	5/1893	Scheuer	D3/239
7,086,512 B2	8/2006	Shack et al.	
D529,288 S	10/2006	Ham	
D553,352 S	10/2007	Allen	
D565,290 S	4/2008	Brandenburg et al.	
D576,785 S	9/2008	TerMeer	
D582,405 S	12/2008	Andre et al.	
D592,399 S	5/2009	Sage	
D593,062 S *	5/2009	Lee et al.	D14/138 G
D601,992 S	10/2009	Choi et al.	
D606,529 S	12/2009	Ferrari et al.	
D615,078 S *	5/2010	Bradley	D14/250
D621,393 S *	8/2010	Panahi et al.	D14/250
D623,642 S	9/2010	Wang	
D624,064 S	9/2010	Esposito	
D624,304 S	9/2010	Danze et al.	

DESCRIPTION

FIG. 1 is a first front side perspective view of a combo earphone case, showing the new design with a door thereof in a closed position;
 FIG. 2 is a second front side perspective view of the combo earphone case, with the door in an open position;
 FIG. 3 is a top plan view of the combo earphone case;
 FIG. 4 is a bottom plan view of the combo earphone case;
 FIG. 5 is a left side elevation view of the combo earphone case;
 FIG. 6 is a right side elevation of the combo earphone case;
 FIG. 7 is a front elevation of the combo earphone case;
 FIG. 8 is a rear elevation of the combo earphone case; and,
 FIG. 9 is a rear perspective view of the combo earphone case.

1 Claim, 7 Drawing Sheets



(56)

References Cited

U.S. PATENT DOCUMENTS

D673,940 S 1/2013 Chang et al.
 D673,941 S 1/2013 Melanson et al.
 D683,955 S 6/2013 Melanson et al.
 8,485,404 B2* 7/2013 Monaco et al. 224/666
 D688,234 S 8/2013 Esses
 D688,654 S* 8/2013 Stevinson D14/250
 D688,655 S* 8/2013 Rey-Hipolito et al. D14/250
 8,579,172 B2* 11/2013 Monaco et al. 224/666
 D698,772 S* 2/2014 Merenda D14/250
 D703,650 S* 4/2014 Ehrlich D14/250
 D703,651 S* 4/2014 Ehrlich D14/250
 D705,199 S* 5/2014 Huang et al. D14/238.1
 D705,764 S* 5/2014 Thoni D14/250
 8,720,683 B2* 5/2014 Mao 206/320
 8,774,446 B2* 7/2014 Merenda 381/395

8,783,531 B2* 7/2014 Kroupa 224/162
 D710,346 S* 8/2014 Smith et al. D14/250
 2003/0096640 A1* 5/2003 Bae 455/568
 2003/0157973 A1* 8/2003 Yang 455/569
 2006/0287006 A1* 12/2006 McIntyre et al. 455/569.1
 2007/0154048 A1 7/2007 Chang
 2008/0009329 A1* 1/2008 Adler 455/575.1
 2008/0080732 A1* 4/2008 Sneed 381/374
 2010/0096284 A1 4/2010 Bau
 2011/0077061 A1 3/2011 Danze et al.
 2011/0130174 A1* 6/2011 Kroupa 455/569.1
 2011/0203954 A1* 8/2011 Kroupa 206/320
 2012/0077556 A1* 3/2012 McKendrick 455/575.8
 2013/0140195 A1* 6/2013 Law et al. 206/45.24
 2013/0148839 A1* 6/2013 Stevinson 381/384
 2013/0208937 A1* 8/2013 Stern et al. 381/332
 2013/0237290 A1* 9/2013 Simmons et al. 455/569.1

* cited by examiner




FIG. 1

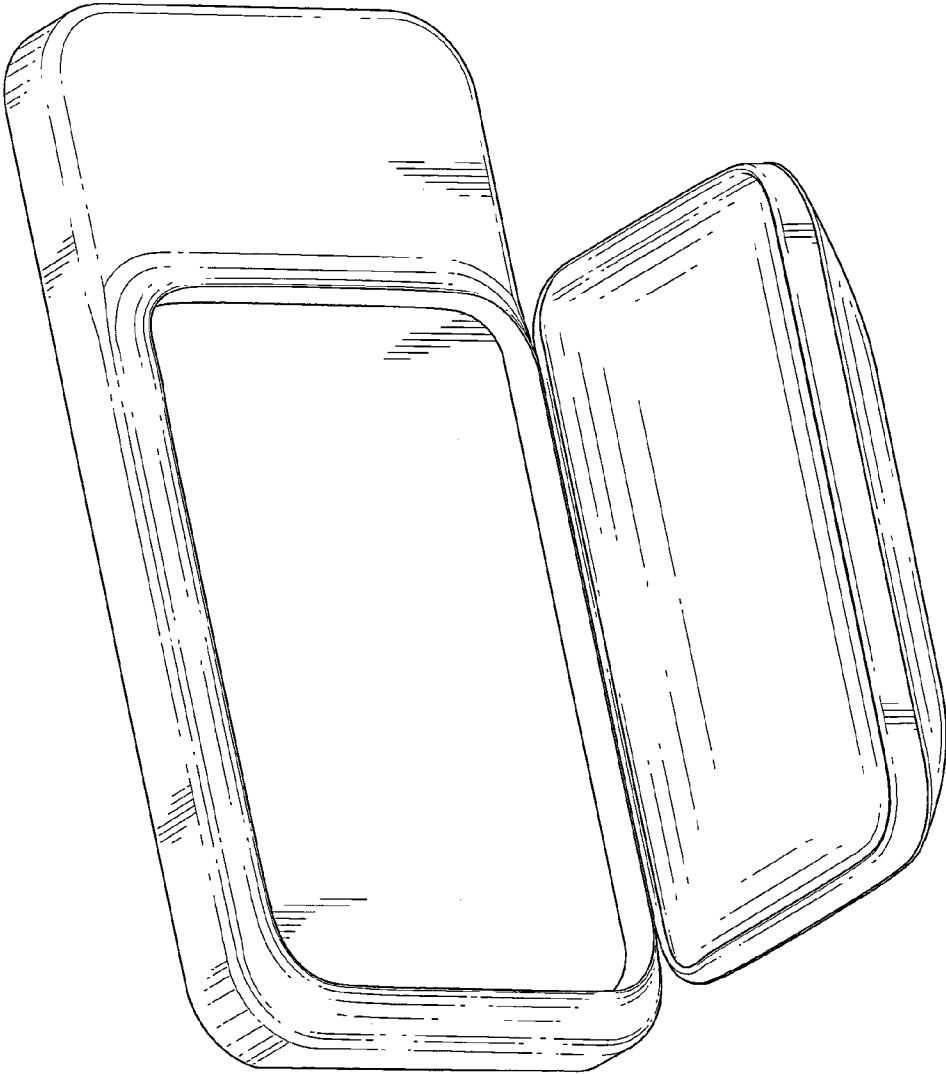


FIG. 2

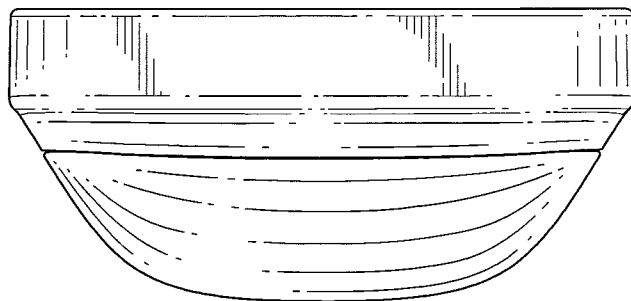


FIG. 3

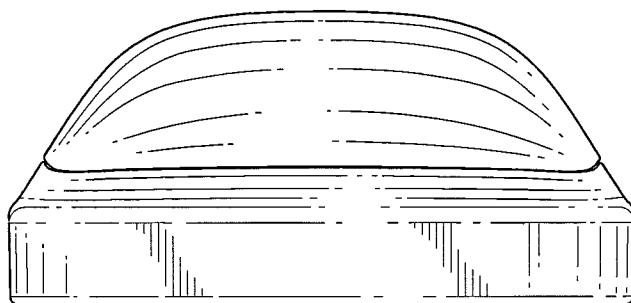


FIG. 4

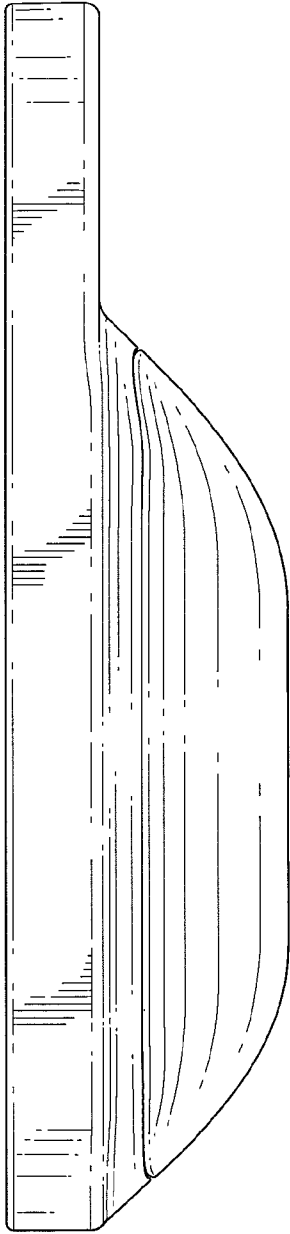


FIG. 5

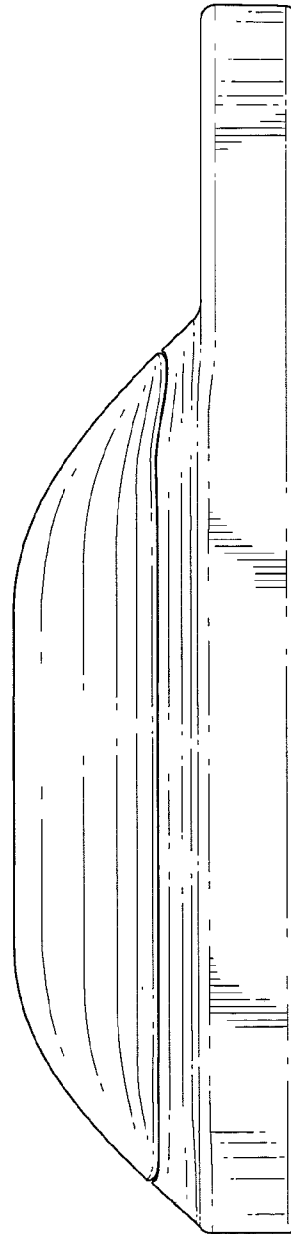


FIG. 6

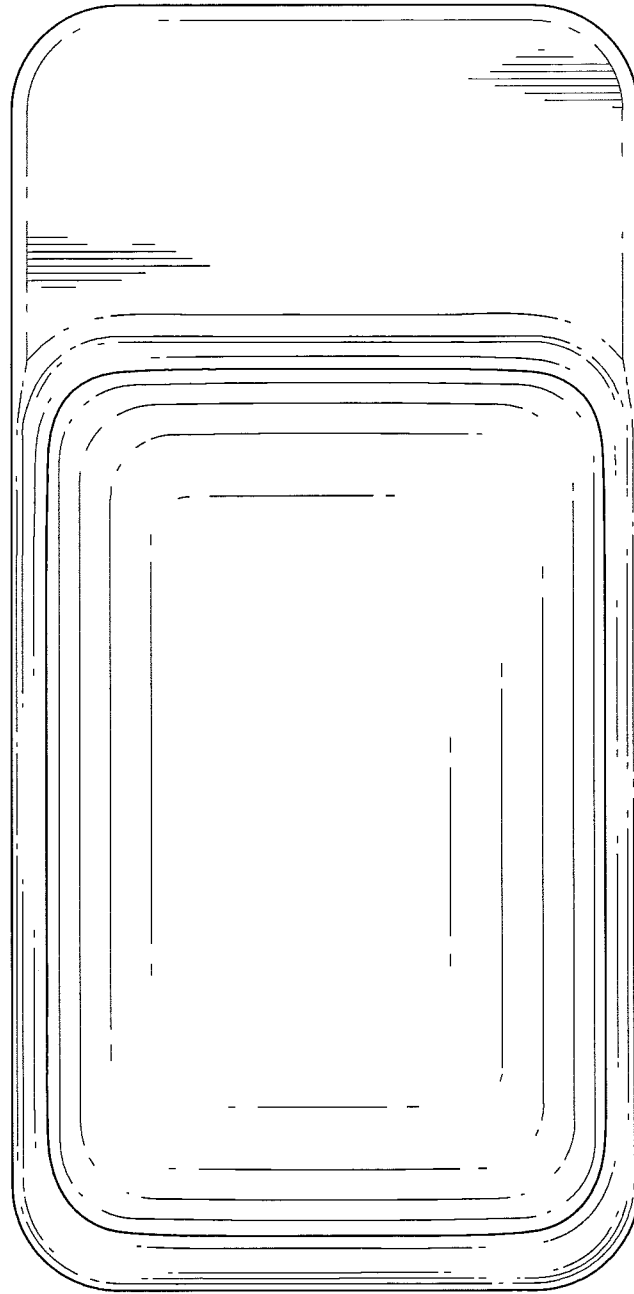


FIG. 7




FIG. 8

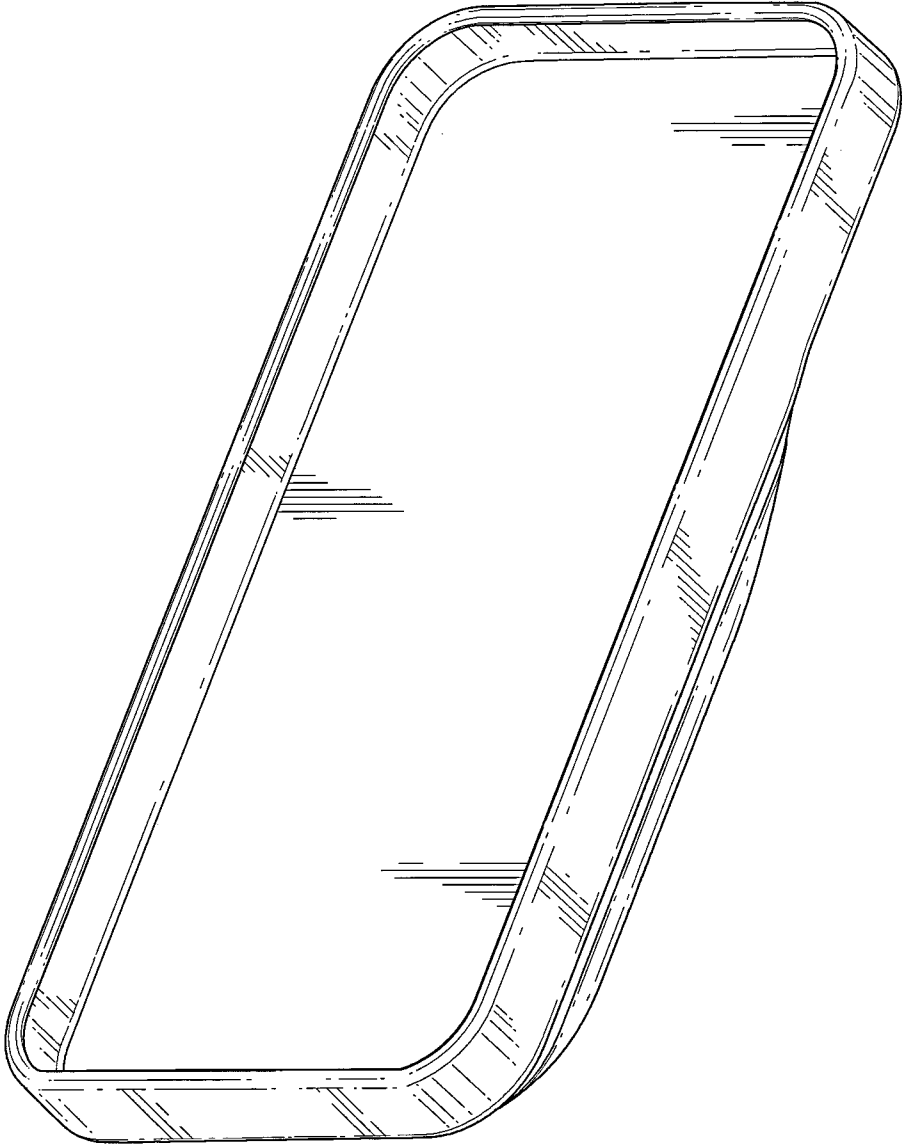


FIG. 9