



US00D970176S

(12) **United States Design Patent**
Klumpp

(10) **Patent No.:** **US D970,176 S**

(45) **Date of Patent:** **** Nov. 22, 2022**

- (54) **SHOE**
- (71) Applicant: **NIKE, Inc.**, Beaverton, OR (US)
- (72) Inventor: **Jordyn N. Klumpp**, Beaverton, OR (US)
- (73) Assignee: **NIKE, Inc.**, Beaverton, OR (US)
- (**) Term: **15 Years**

4,934,071 A *	6/1990	Virgini	A43B 17/03	36/43
D330,454 S	10/1992	Elliot		
D335,762 S	5/1993	Peterson		
D336,560 S *	6/1993	Peterson	D2/955	
D429,411 S *	8/2000	Gillespie	D2/947	
D476,469 S	7/2003	Belley et al.		
D492,101 S	6/2004	Issler		
D495,472 S *	9/2004	Magro	D2/916	
D498,904 S *	11/2004	Lee	D2/960	
D515,792 S	2/2006	McClaskie		

(Continued)

(21) Appl. No.: **29/819,840**

FOREIGN PATENT DOCUMENTS

- (22) Filed: **Dec. 17, 2021**
- (51) **LOC (13) Cl.** **02-04**
- (52) **U.S. Cl.**
USPC **D2/956**; D2/951; D2/960

CN	304948775 S	12/2018
CN	305547570 S	1/2020

(Continued)

- (58) **Field of Classification Search**
USPC D2/902, 906, 908, 916, 918, 925, D2/946-962, 977; 36/3 B, 22 R, 24.5, 36/25 R, 28, 32 R, 34 R, 59 C, 67 A, 103
CPC A43B 13/00; A43B 13/02; A43B 13/023; A43B 13/026; A43B 13/04; A43B 13/08; A43B 13/10; A43B 13/12; A43B 13/14; A43B 13/141; A43B 13/143; A43B 13/16; A43B 13/18; A43B 13/181; A43B 13/187; A43B 13/189; A43B 13/20; A43B 13/22; A43B 13/223; A43B 13/24; A43B 13/28; A43B 13/30; A43B 13/32; A43B 13/34; A43B 13/36

OTHER PUBLICATIONS

“Test: Nike Zoom Fly 4—Fly In Style”; Running Expert; retrieved Dec. 13, 2021; published Nov. 19, 2021; URL: <<https://www.runningexpert.com/en/inspiration/test-nikezoom-fly-4>>.

(Continued)

See application file for complete search history.

Primary Examiner — T Chase Nelson

(74) *Attorney, Agent, or Firm* — Banner & Witcoff, Ltd.

(57) **CLAIM**

The ornamental design for a shoe, as shown and described.

DESCRIPTION



FIG. 1 is a front bottom perspective view of a shoe showing my new design;
FIG. 2 is a bottom view thereof; and,
FIG. 3 is a rear bottom perspective view thereof.
The broken line immediately adjacent to the shaded area defines the bounds of the claimed design and forms no part thereof. The broken lines depicting the remainder of the shoe form no part of the claimed design.

1 Claim, 3 Drawing Sheets

(56) **References Cited**

U.S. PATENT DOCUMENTS

D55,529 S	6/1920	Piper	
D164,457 S *	9/1951	Sprigg	D2/954
D255,177 S	6/1980	Fuzita	
D281,460 S *	11/1985	Parker	D2/957
D299,382 S	1/1989	Diaz	
D301,391 S *	6/1989	Duclos	D2/953



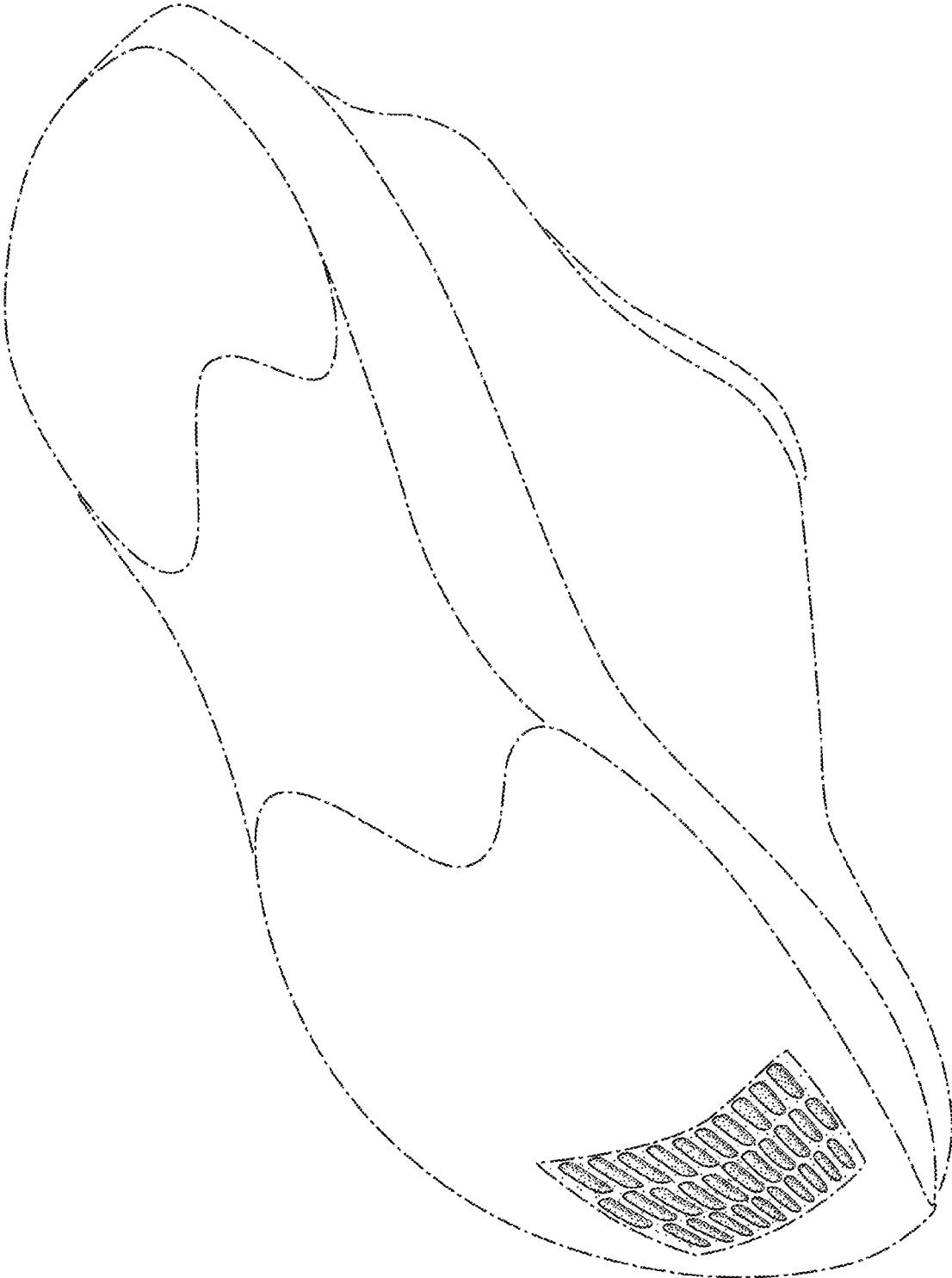


FIG. 1

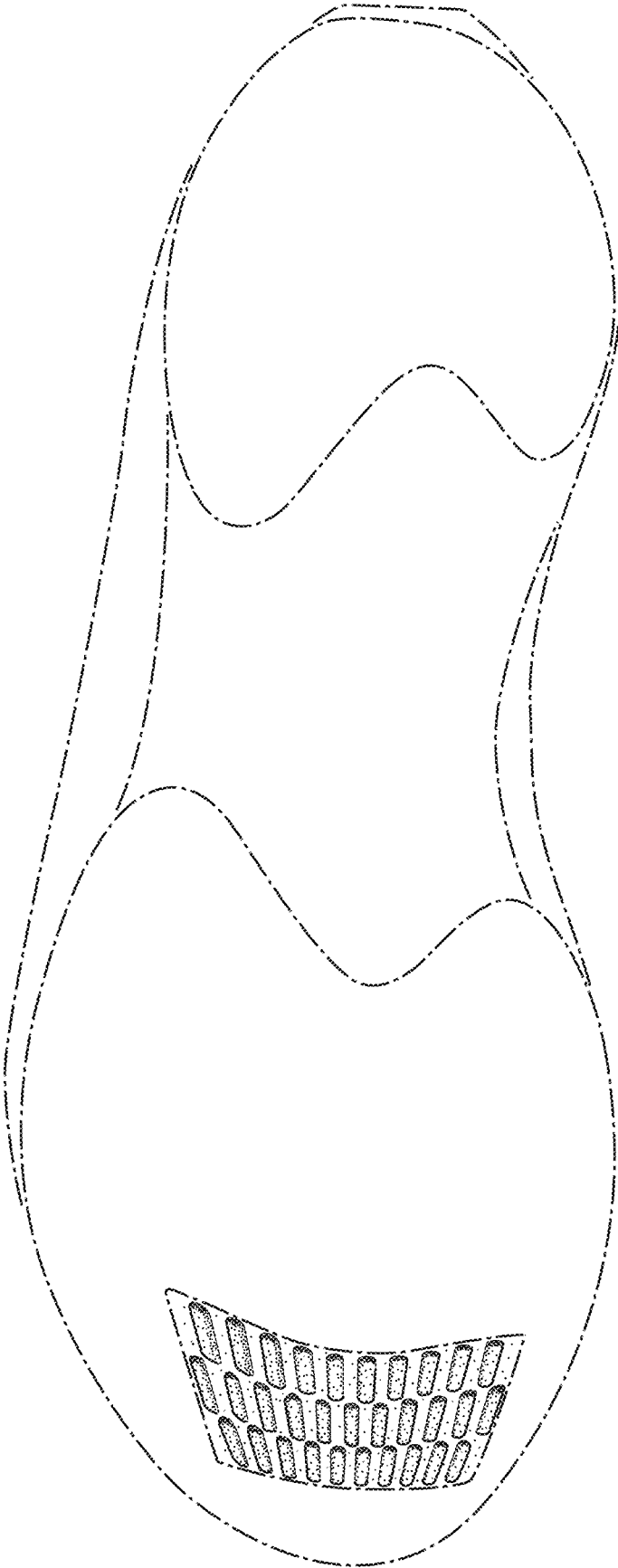


FIG. 2

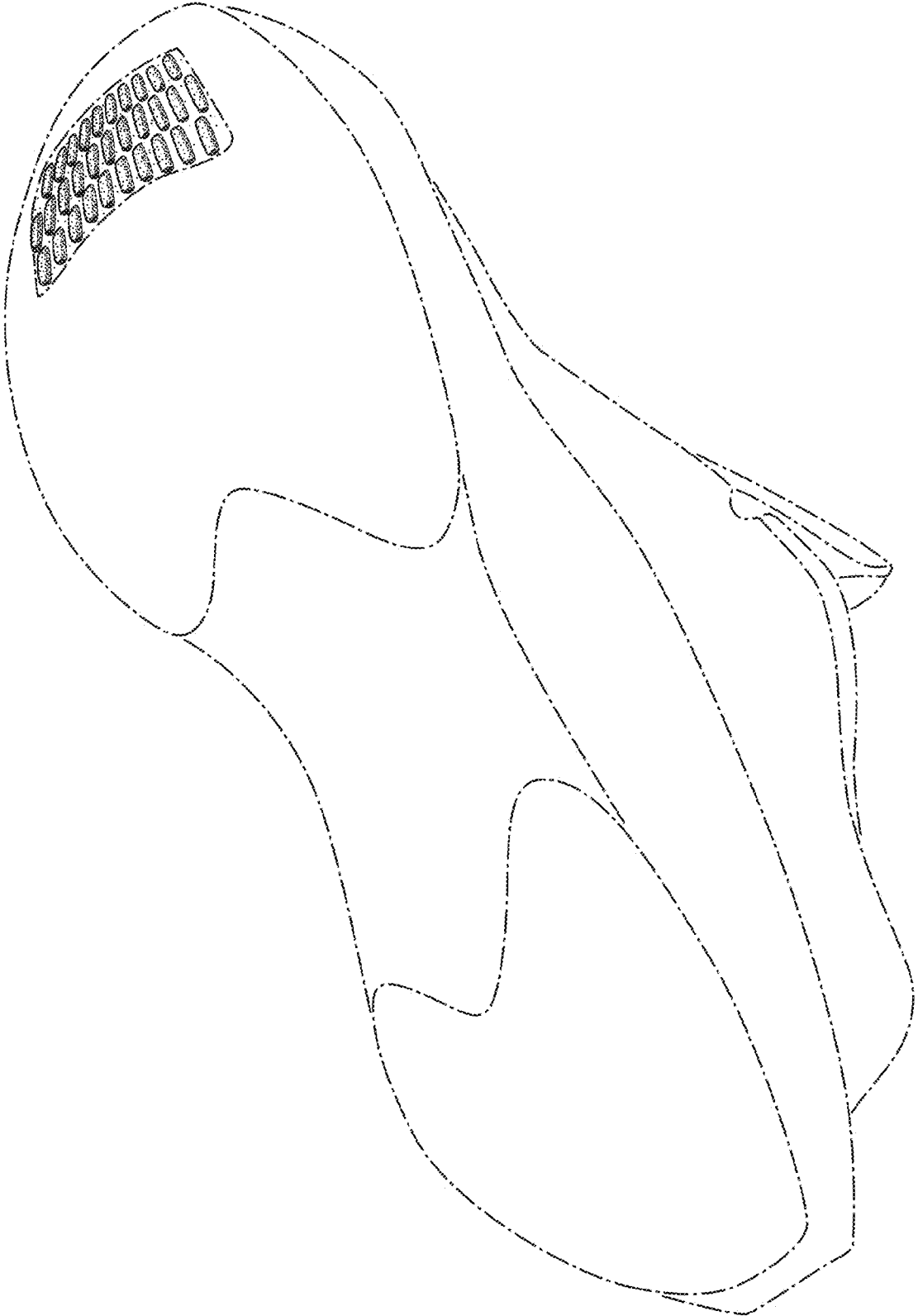


FIG. 3