

(19) AUSTRALIAN PATENT OFFICE

(54) Title
Apparatus and kits for locking and disinfecting implanted catheters

(51)⁶ International Patent Classification(s)
A61M 25/00 2/18
 (2006.01) 20060101ALI2005100
A61L 2/18 (2006.01) 8BMEP **A61M**
A61M 1/14 (2006.01) 1/14
 A61M 25/00 20060101ALI2005122
 20060101AFI2005122 0BMJP
 0BMJP **A61L** PCT/US01/21656

(21) Application No: 2001273300 (22) Application Date: 2001 .07 .09

(87) WIPO No: W002/05188

(30) Priority Data

(31) Number	(32) Date	(33) Country
09611421	2000 .07 .07	US
09859886	2001 .05 .16	US

(43) Publication Date : 2002 .01 .21
 (43) Publication Journal Date : 2002 .04 .18

(71) Applicant(s)
Excelsior Medical Corporation

(72) Inventor(s)
Wang, John H., Brugger, James M, Marad, Paul F., Finch Jr., Charles D.

(74) Agent/Attorney
Freehills Patent & Trade Mark Attorneys, Level 32, MLC Centre, Martin Place, Sydney, NSW, 2000

(56) Related Art
 US 5587358
 US 5053021

(12) INTERNATIONAL APPLICATION PUBLISHED UNDER THE PATENT COOPERATION TREATY (PCT)

(19) World Intellectual Property Organization
International Bureau



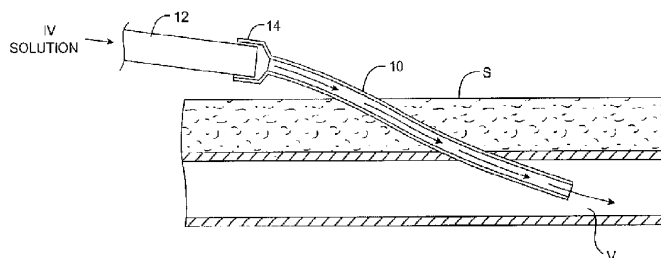
(43) International Publication Date
17 January 2002 (17.01.2002)

PCT

(10) International Publication Number
WO 02/05188 A1

- (51) International Patent Classification: G06F 17/60
- (21) International Application Number: PCT/US01/21656
- (22) International Filing Date: 9 July 2001 (09.07.2001)
- (25) Filing Language: English
- (26) Publication Language: English
- (30) Priority Data:
09/611,421 7 July 2000 (07.07.2000) US
09/859,886 16 May 2001 (16.05.2001) US
- (71) Applicant: VASCA, INC. [US/US]; Highwood Office & Research Park, 3 Highwood Drive, Tewksbury, MA 01876 (US).
- (72) Inventors: FINCH, Charles, D.; 112 Water Oaks Drive, Clinton, MS 39056 (US). WANG, John, H.; 183 Lancaster Road, North Andover, MA 01845 (US). MARAD, Paul, F.; 81 Morton Street, Andover, MA 01810 (US). BRUGGER, James, M.; 4 Savory Street, Newburyport, MA 01950 (US).
- (74) Agents: BAINS, Nena et al.; Townsend and Townsend and Crew LLP, Two Embarcadero Center, 8th Floor, San Francisco, CA 94111-3834 (US).
- (81) Designated States (national): AE, AG, AL, AM, AT, AU, AZ, BA, BB, BG, BR, BY, BZ, CA, CH, CN, CO, CR, CU, CZ, DE, DK, DM, DZ, EC, EE, ES, FI, GB, GD, GE, GH, GM, HR, HU, ID, IL, IN, IS, JP, KE, KG, KP, KR, KZ, LC, LK, LR, LS, LT, LU, LV, MA, MD, MG, MK, MN, MW, MX, MZ, NO, NZ, PL, PT, RO, RU, SD, SE, SG, SI, SK, SL, TJ, TM, TR, TT, TZ, UA, UG, UZ, VN, YU, ZA, ZW.
- (84) Designated States (regional): ARIPO patent (GH, GM, KE, LS, MW, MZ, SD, SL, SZ, TZ, UG, ZW), Eurasian patent (AM, AZ, BY, KG, KZ, MD, RU, TJ, TM), European patent (AT, BE, CH, CY, DE, DK, ES, FI, FR, GB, GR, IE, IT, LU, MC, NL, PT, SE, TR), OAPI patent (BF, BJ, CF, CG, CI, CM, GA, GN, GW, ML, MR, NE, SN, TD, TG).
- Published:
— with international search report
— before the expiration of the time limit for amending the claims and to be republished in the event of receipt of amendments
— entirely in electronic form (except for this front page) and available upon request from the International Bureau
- For two-letter codes and other abbreviations, refer to the "Guidance Notes on Codes and Abbreviations" appearing at the beginning of each regular issue of the PCT Gazette.

(54) Title: APPARATUS AND KITS FOR LOCKING AND DISINFECTING IMPLANTED CATHETERS



(57) Abstract: Implanted catheters are locked with a solution comprising a lower alcohol, typically ethanol, propanol, or butanol, most preferably isopropanol, and an additive, the additive comprising an anti-microbial, typically tauroclidine or triclosan, or an anti-coagulant, typically riboflavin, sodium citrate, ethylene diamine tetraacetic acid, or citric acid. The use of an alcohol and additive solution can effectively reduce fouling of the catheter, particularly clotting and thrombus in intravascular catheters, as well as reduce the risk of infection. The risk of infection can be further reduced by employing a catheter body (10) which is sufficiently porous to permit the anti-microbial solution of a lower alcohol and another anti-microbial or anti-coagulant compound to penetrate into the catheter body (10) and preferably through the catheter (10) into tissue surrounding the implanted catheter (10).

WO 02/05188 A1

APPARATUS AND KITS FOR LOCKING AND DISINFECTING IMPLANTED CATHETERS

BACKGROUND OF THE INVENTION

5 1. Field of the Invention

The present invention relates generally to medical methods and kits. More particularly, the present invention relates to methods and kits for flushing an interior lumen of an implanted catheter prior to closing the catheter between successive uses.

10 Implanted catheters enjoy widespread use in a number of medical procedures. For example, intravenous (IV) therapy relies on long-term implantation of a venous catheter to deliver fluids, medications, and other substances to a patient. Hemodialysis and hemofiltration both rely on separate draw and return catheters implanted in a vein to allow extra corporeal treatment of the blood. Peritoneal dialysis, in contrast, relies on a single catheter implanted in the peritoneum to permit introduction and
15 withdrawal of dialysate to permit *in situ* dialysis.

The need to leave catheters implanted over long periods of time raises a number of concerns. For example, the catheters can become infected requiring treatment of the patient and often times removal of the catheter. This is a particular problem with transcutaneous catheters where the skin penetration is a common route of infection.
20 Secondly, implanted catheters can often become plugged or fouled over time. This is a particular problem with intravascular catheters where clotting and thrombus formation within the catheter lumen can be problematic.

To reduce problems associated with thrombus formation, it is now common to "lock" intravascular access catheters between successive uses. Locking
25 typically involves first flushing the catheter with saline to remove blood and other substances from the catheter lumen. After the catheter has been flushed, an anti-coagulant solution, typically heparin, is then injected to displace the saline and fill the lumen. The heparin-locking solution both excludes blood from the lumen and actively inhibits clotting and thrombus formation within the lumen. While some thrombus may
30 still form at the distal tip of the catheter, the formation is usually minimal and presents few problems. It has further been proposed to combine various anti-microbial substances

with the locking solution in order to inhibit infection at the same time that thrombus is being inhibited.

While generally effective, the use of heparin locks suffers from a number of disadvantages. The need to prepare a heparin solution at the end of every catheter treatment session is time-consuming and presents an opportunity for error by a caregiver. Hemodialysis and hemofiltration patients will have to undergo such heparin locks at least several times a week, while patients on IV may have to undergo such heparin locks several times a day. Over time, the inconvenience and expense of performing heparin locks can build up. Moreover, the need to combine a separate anti-microbial agent in the heparin lock solution further complicates the procedure and adds expense, and the addition of an anti-microbial agent to the heparin lock will generally be effective only within the lumen and at the openings from the lumen. There will be little reduction in the risk of infection in the regions surrounding the implanted catheter, including at the point of penetration through the skin where the risk of infection is the greatest.

For all these reasons, it would be desirable to provide improved methods, compositions, and kits for locking implanted catheters between successive uses. Such locking methods should inhibit fouling of the catheter lumens and/or reduce the chance of infection, preferably both. In particular, such methods, compositions, and kits should be easy to implement, require minimum or no preparation, be of low cost, and be useful with most or all types of implanted catheters, including hemodialysis and hemofiltration catheters, IV catheters, peritoneal dialysis catheters, and the like. At least some of these objectives will met by the inventions described hereinafter.

2. Description of the Background Art

U.S. Patent No. 4,929,242 describes a solution containing glycerol and having a density similar to that of blood for providing a heparin lock on an intravenous catheter. U.S. Patent No. 5,077,281 describes an anti-microbial solution containing a taurolin compound for inhibiting coagulation in dialysis catheters and other vascular prostheses. PCT WO 00/01391 describes an anti-microbial lock comprising a taurinamide derivative. Commonly assigned U.S. Patent Nos. 5,807,356; 5,931,829; 5,989,239; 5,997,524; 6,007,516; 6,120,492; 6,132,415; and 6,193,684; and co-pending application numbers 09/003,772; and 09/161,044, are relevant to the present application. All of the above patents and pending applications are incorporated herein by reference.

2A

2001273300 28 Sep 2007

It will be understood that any reference herein to prior art does not constitute an admission regarding the common general knowledge of a person skilled in the art.

SUMMARY OF THE INVENTION

Aspects of the present invention provide apparatus and kits for the improved locking and/or disinfection of subcutaneously and transcutaneously implantable catheters. The catheters may have a distal end which is open to a body lumen, and may be intravascular catheters where the distal end is implantable in or attached to a blood vessel, usually a vein, but in some cases an artery. Exemplary intravascular catheters include hemodialysis and hemofiltration catheters, intravenous catheters, and the like. Intravenous catheters can be used for a wide variety of purposes, including fluid infusion, drug delivery, and the like. Catheters attached other than to the vasculature include peritoneal dialysis catheters which are open to the peritoneal cavity, and the like.

The catheters of the present invention may be transcutaneously implantable or subcutaneously implantable. By "transcutaneously implantable," it is meant that the distal end of the catheter is attached to or implantable within a target body lumen and a proximal end of the catheter is located externally to the patient. An intermediate portion of the catheter will thus pass through or penetrate the patient's skin, and the proximal end of the catheter will usually have a hub to permit selective attachment of infusion tubes, syringes, solution bags, and the like. Most commonly, the proximal attachment hub will have a luer fitting. By "Subcutaneously implantable," it is meant that the entire catheter can be implantable beneath the skin and no portion of the catheter extends through the skin. Such subcutaneously implantable catheters are typically attached to a fully implanted hub at their proximal ends. The hub permits percutaneous access via a needle or other penetrating element is removed and all portions of the catheter and proximal hub are then located beneath the skin. Examples of such subcutaneously implantable catheters and proximal access hubs are described in the commonly assigned, copending applications described above, as well as U.S. Patent No. 5,807,356, the full disclosures of which have previously been incorporated herein by reference.

As described in the Background section above, both transcutaneously and subcutaneously implantable catheters are subject to fouling and plugging, particularly in and about their distal end which are implantable in or attached to a blood vessel or other body lumen. To reduce the risk of such fouling, the present invention provides catheters, compositions, and kits which provide implantable catheters having a solution of a lower

2001273300 28 Sep 2007

alcohol and an additive in one or more lumen(s) thereof. The lower alcohol may be ethanol, propanol, or butanol, preferably isopropanol. Surprisingly, it has been found that these lower alcohols are effective in inhibiting fouling and plugging of the lumen, particularly in inhibiting clot formation within the lumens or intravascular catheters. The ability to inhibit clot formation without the need to prepare and use heparin solutions is a significant advantage. Moreover, the lower alcohols have the additional ability to inhibit infection. The additive may comprise either an anti-microbial substance, typically taurolidine or triclosan, or an anti-coagulant substance, typically riboflavin, sodium citrate, ethylene diamine tetraacetic acid, or citric acid. This position combination of a lower alcohol and an additive is particularly effective since alcohol increases the effectiveness of the anti-microbial or anti-coagulant additives, while the additives in return reduce the possible toxic effects of the alcohol. Thus, both the reduction of catheter fouling and the inhibition of infection can be achieved with the use of commonly available, widely accepted materials which are introduced to the catheter lumen in a convenient fashion, as described in more detail below.

The ability to inhibit or prevent infection of the implantable catheter can be improved by utilizing catheters where at least a portion of the catheter body is sufficiently porous to allow the lower alcohol and additive material to permeate the catheter body and, preferably, pass outwardly into the tissue region surrounding the catheter. While the use of such porous or partially porous catheter bodies can be beneficial with many anti-microbial locking solutions, such as that taught in U.S. Patent No. 5,077,281, the full disclosure of which has been incorporated herein by reference, it is particularly useful with the lower alcohols of the present invention. It will be appreciated that the lower alcohols have relatively low molecular weights and polar structures which will enable them to readily penetrate into and optionally through many porous materials. Exemplary porous materials for construction of the catheter body include silicone rubber, expanded PTFE (e.g., GORE-TEX®, medical membranes) and the like. Such materials may be formed into the tubular catheter bodies or may be incorporated as separate component(s) into the catheter bodies.

In a first aspect the present invention provides a method for locking an implanted catheter, said method comprising filling a lumen of the catheter open to a body lumen

2001273300 28 Sep 2007

with a locking composition, the locking composition comprising a lower alcohol and an additive.

In a second aspect the present invention provides an implantable catheter filled with a locking composition, the locking composition comprising: at least one lower alcohol; and at least one other anti-microbial compound or at least one anti-coagulant compound.

In a third aspect the present invention provides a locking composition comprising: at least one lower alcohol, wherein the lower alcohol is isopropanol; and at least one anti-coagulant compound, wherein the at least one anti-coagulant compound is sodium citrate or citric acid.

In a fourth aspect the present invention provides a kit for locking an implanted catheter, said kit comprising: a container holding a volume of a locking composition comprising a lower alcohol and an additive; and instructions for use setting forth a method comprising filling a lumen of the catheter with the locking composition.

In a fifth aspect the present invention provides a locking composition comprising: at least one lower alcohol; and at least one other anti-microbial compound, wherein the at least one other anti-microbial compound is taurolidine.

In a sixth aspect the present invention provides a locking composition comprising: at least one lower alcohol; and at least one anti-coagulant compound, wherein the at least one anti-coagulant compound is riboflavin.

In a seventh aspect the present invention provides A locking composition comprising: at least one lower alcohol in a range from 1% to 99% by volume; and at least one anti-coagulant compound in a range from 1% to 99% by volume, wherein the at least one anti-coagulant compound is riboflavin.

In a eighth aspect the present invention provides a locking composition comprising: at least one lower alcohol in a range from 1% to 99% by volume; and at

28 Sep 2007

2001273300

1

least one other anti-microbial compound in a range from 1% to 99% by volume, wherein the at least one other anti-microbial compound is taurolidine.

1

In other aspects, a solution is used for the manufacture of a material, which may be medicament, for locking an implantable catheter, the solution comprising a lower alcohol and an additive. The lumen of the catheter is open to a body lumen, typically a blood vessel, the peritoneum, or the like. The lower alcohol is selected from the group consisting of ethanol, propenol, and butanol, with the presently preferred alcohol being isopropanol. The lower alcohol may be pure, but will more usually be in aqueous solution, typically at 1% to 99% by volume, usually from 5% to 95% by volume. The additive may comprise either an anti-microbial selected from the group consisting of taurolidine and triclosan, or an anti-coagulant selected from the group consisting of riboflavin, sodium citrate, ethylene diamine tetraacetic acid, and citric acid. The implantable catheter may be a transcutaneous catheter attached at its distal end to the blood vessel, the peritoneal cavity, or the like. Alternatively, the implantable catheter may be a subcutaneously implantable catheter which is attached at its distal end to a blood vessel, the peritoneal cavity, or the like.

2

In further aspects, an anti-microbial solution is used in the manufacture of a material for disinfecting an implantable catheter. Exemplary and preferred anti-microbial solutions include at least one lower alcohol, preferably ethanol, propenol, or butanol, and most preferably isopropanol, and at least one other anti-microbial, preferably taurolidine or triclosan, or anti-coagulant compound, preferably riboflavin, sodium citrate, ethylene diamine tetraacetic acid, or citric acid, as described above. The implantable catheters may be subcutaneously or transcutaneously implantable.

25

In still further aspects of the present invention, a locking composition for filling an implantable catheter comprises at least one lower alcohol and at least one other anti-microbial or anti-coagulant compound. The lower alcohol is selected from the group consisting of ethanol, propenol, and butanol, with the presently preferred alcohol being isopropanol. The at least one other anti-microbial is selected from the group consisting of taurolidine and triclosan, and the at least one anti-coagulant is selected from the group consisting of riboflavin, sodium citrate, ethylene diamine tetraacetic acid, and citric acid.

30

5 B

1 2001273300 28 Sep 2007

In still further aspect of the present invention, a kit for locking an implantable catheter comprises a container (optionally a syringe) holding a volume of a solution of a lower alcohol and an additive and instructions for use setting forth a method comprising filling a lumen of the catheter with the solution. The kit may further comprise a package for holding both the container and the instructions for use, such as a box, tray, tube, pouch, or the like. The lower alcohol is typically selected from the group consisting of ethanol, propanol, and butanol, preferably being isopropanol. The additive is either an anti-microbial, typically taurolidine or triclosan, or an anti-coagulant, typically riboflavin, sodium citrate, ethylene diamine tetraacetic acid, or citric acid. The volume of the solution in the container is typically in the range from 1 ml to 20 ml, preferably from 2 ml to 10 ml, usually being about 2 ml to 4 ml. Additionally, the container will usually

comprise a syringe to permit direct introduction of the solution into the implantable catheter.

BRIEF DESCRIPTION OF THE DRAWINGS

5 Figs. 1A and 1B illustrate methods according to the present invention for locking and disinfecting a transcutaneous catheter.

Figs. 2A-2C illustrate methods according to the present invention for locking and disinfecting a subcutaneously implanted catheter.

Figs. 3A-3C illustrate methods according to the present invention for locking and disinfecting a peritoneal dialysis catheter.

10 Fig. 4 illustrates a preferred aspect of the present invention where an anti-microbial locking fluid permeates into an implanted catheter body and preferably into the tissue surrounding the catheter body.

Fig. 5 illustrates a kit constructed in accordance with the principles of the present invention.

15 DESCRIPTION OF THE SPECIFIC EMBODIMENTS

Referring now to Figs. 1A and 1B, a method according to the present invention for locking a transcutaneously implanted venous catheter 10 will be described. The venous catheter 10 will be implanted through a patient's skin S into a vein V for infusion of the patient. When it is desired to disconnect the patient from the source of
 20 infusion, it will be necessary to lock the catheter to inhibit plugging and fouling caused by coagulation, and preferably to further inhibit the risk of infection. Shown in Fig. 1A, a tube 12 containing an IV solution will normally be connected to the proximal hub 14 of the catheter 10. The IV line 12 will be disconnected, and the catheter 10 usually flushed with saline or other flushing solution. After the flushing is completed, a solution of a
 25 lower alcohol and an additive can be introduced to fill the inner lumen of the catheter 10, as shown in Fig. 1B. Usually, a sufficient volume of the solution (as set forth above) will be introduced to completely fill the lumen, with minimum excess passing from distal end 16 of the catheter. The loss of excess solution into a blood vessel or most other body lumens, however, will generally not be a problem. The "column" of the solution will then
 30 occupy the inner lumen, and the proximal hub 14 will be sealed, helping retain the solution in place. It has been found that the solution of the lower alcohol with the additive will effectively inhibit clotting and coagulation at the distal end 16 as well as

inhibit infection throughout the catheter. When it is desired to reattach the patient to the IV source, the solution will be removed and the catheter lumen flushed with saline.

Referring now Figs. 2A-2C, locking of a subcutaneously implanted catheter 20 used for hemodialysis access will be described. The catheter 20 is implanted
5 between a target blood vessel BV, typically a vein, and an implanted port 22. During hemodialysis, blood may be withdrawn through the catheter 20, through the port 22 and externally through a needle N and connecting line 23 used to percutaneously access the port 22. Alternatively, the port and catheter could be used to return treated blood to the patient. As described in the copending applications incorporated by reference above, the
10 port and catheter combinations are typically used in pairs to permit both blood withdrawal and blood return.

When it is desired to end a hemodialysis (or hemofiltration) treatment, saline will be introduced through the needle N (typically from a syringe which is attached to the connecting line 23) to flush the lumen, as shown in Fig. 2B. After the flush is
15 complete, a container such as syringe 26 containing the solution of the lower alcohol with an additive is injected through the port 22/line 23 and into the lumen of catheter 20 to displace the saline and lock the catheter. The solution will remain in place within the catheter 20 after the needle end is withdrawn and the valve 22 closed to seal off the proximal end of the catheter 20. As a particular advantage, residual solution in the needle
20 will be dispersed in the tissue tract TT left by the needle as well as in portions of the port 22 upstream of its internal valve. The presence of the alcohol or other anti-microbial additives in the solution will further inhibit infection in both the port and tissue tract.

The methods of the present invention may also be used to lock non-vascular catheters, such as peritoneal dialysis catheters 30, as shown in Figs. 3A-3C.
25 After a peritoneal dialysis treatment, the used dialysate will be withdrawn from the catheter 30, as shown in Fig. 3A. After the dialysate has been sufficiently removed, the dialysis catheter 30 may optionally be flushed with saline, as shown in Fig. 3B. After flushing, the solution of the lower alcohol with the additive is introduced to the peritoneal dialysis catheter 30, as shown in Fig. 3C, so that it fills the lumen of the catheter, as
30 described previously with the vascular catheters. The use of an alcohol lock with an additive for peritoneal dialysis catheters is particularly advantageous in inhibiting infections.

Referring now to Fig. 4, the use of lower alcohols with other anti-microbial or anti-coagulant materials for locking a catheter can be enhanced by utilizing

an implanted catheter which is formed at least partly from a porous material. When the lumen 40 of the porous catheter body 42 is filled with a solution of a lower alcohol and another anti-microbial or anti-coagulant compound, the solution will be able to penetrate into the catheter body and preferably outwardly into the tissue T surrounding the catheter, as shown by the arrows in Fig. 4. Thus, the anti-microbial properties of the solution will not be limited to the interior lumen of the catheter, but will also be effective on the surface of the catheter and in the tissue region immediately surrounding the catheter body. Particularly suitable materials and porosity properties for the catheter bodies have been set forth above.

A locking composition for filling an implantable catheter comprises at least one lower alcohol and at least one other anti-microbial or anti-coagulant compound. Preferred compositions include lower alcohol in the range between about 1% to 99% with taurolidine in the range between about 1% to 99%, lower alcohol in the range between about 1% to 99% with triclosan in the range between about 1% to 99%, lower alcohol in the range between about 1% to 99% with riboflavin in the range between about 1% to 99%, lower alcohol in the range between about 1% to 99% with sodium citrate in the range between about 1% to 99%, lower alcohol in the range between about 1% to 99% with ethylene diamine tetraacetic acid in the range between about 1% to 99%, and lower alcohol in the range between about 1% to 99% with citric acid in the range between about 1% to 99%. A preferred concentration of the anti-coagulant is about 4 % by volume. Most preferably, the concentration of the locking composition comprises isopropanol by about 17.5 % volume and sodium citrate by about 4 % volume. Saline, water, or standard heparin solution may also be added to any of the above described compositions.

Referring now to Fig. 5, kits according to the present invention will comprise at least a container 60, such as a syringe, for holding a volume of the solution of the lower alcohol and the additive. The volume will typically be within the ranges set forth above. In addition, the kit will contain instructions for use (IFU) setting forth a method for locking and/or disinfecting an implanted catheter by introducing the solution from the container into a lumen of the catheter body between successive uses of the catheter. Usually, the kits will further contain a package 62, such as any conventional medical device package, including boxes, tubes, trays, pouches and the like.

While the above is a complete description of the preferred embodiments of the invention, various alternatives, modifications, and equivalents may be used.

2001273300 28 Sep 2007

Therefore, the above description should not be taken as limiting the scope of the invention which is defined by the appended claims.

It will be understood that the term "comprising" (and its grammatical variants) as used in this specification is equivalent to the term "including" and does not preclude the existence of additional elements or features.

28 Sep 2007

2001273300

The claims defining the invention are as follows:

1. A method for locking an implanted catheter, said method comprising filling a lumen of the catheter open to a body lumen with a locking composition, the locking composition comprising a lower alcohol and an additive.
2. A method as in claim 1, wherein the lower alcohol is selected from the group consisting of ethanol, propanol, and butanol.
3. A method as in claim 2, wherein the lower alcohol is isopropanol.
4. A method as in any of claims 1-3, wherein the additive is an anti-microbial selected from the group consisting of taurolidine and triclosan.
- 1 5. A method as in any of claims 1-3, wherein the additive is an anti-coagulant selected from the group consisting of riboflavin, sodium citrate, ethylene diamine tetraacetic acid, and citric acid.
- 1 6. An implantable catheter filled with a locking composition, the locking composition comprising: at least one lower alcohol; and at least one other anti-microbial compound or at least one anti-coagulant compound.
7. An implantable catheter as in claim 6, wherein the lower alcohol is selected from the group consisting of ethanol, propanol, and butanol.
8. An implantable catheter as in claim 7, wherein the lower alcohol is isopropanol.
- 20 9. An implantable catheter as in any of claims 6-8, wherein the at least one other anti-microbial compound is selected from the group consisting of taurolidine and triclosan.
10. An implantable catheter as in any of claims 6-8, wherein the at least one anti-coagulant compound is selected from the group consisting of riboflavin, sodium citrate, ethylene diamine tetraacetic acid, and citric acid.

2001273300 28 Sep 2007

11. An implantable catheter as in any of claims 6-8, wherein the lower alcohol is in the range between about 5% to 95% and the at least one other anti-microbial compound is taurolidine in the range between about 5% to 95%.
12. An implantable catheter as in any of claims 6-8, wherein the lower alcohol is in the range between about 5% to 99.9% and the at least one other anti-microbial compound is triclosan in the range between about 0.1% to 95%.
13. An implantable catheter as in any of claims 6-8, wherein the lower alcohol is in the range between about 5% to 95% and the at least one anti-coagulant compound is riboflavin in the range between about 0.1% to 95%.
- 1 14. An implantable catheter as in any of claims 6-8, wherein the lower alcohol is in the range between about 5% to 95% and the at least one anti-coagulant compound is sodium citrate in the range between about 5% to 95%.
- 1 15. An implantable catheter as in any of claims 6-8, wherein the lower alcohol is in the range between about 5% to 95% and the at least one anti-coagulant compound is ethylene diamine tetraacetic acid in the range between about 5% to 95%.
16. An implantable catheter as in any of claims 6-8, wherein the lower alcohol is in the range between about 5% to 95% and the at least one anti-coagulant compound is citric acid in the range between about 5% to 95%.
- 20 17. An implantable catheter as in claim 6, wherein the lower alcohol is isopropanol by about 70% volume and the at least one anti-coagulant compound is sodium citrate by about 10% weight to volume.
18. An implantable catheter as in claim 6, wherein the lower alcohol is isopropanol by about 70% volume and the at least one anti-coagulant compound is citric acid by about 10% weight to volume.
- 25 19. An implantable catheter as in claim 6, wherein the lower alcohol is isopropanol by about 20% volume and the at least one anti-coagulant compound is sodium citrate by about 10% weight to volume.

2001273300 28 Sep 2007

1

20. An implantable catheter as in claim 6, wherein the lower alcohol is isopropanol by about 20% volume and the at least one anti-coagulant compound is citric acid by about 10% weight to volume.

21. An implantable catheter as in claim 6, wherein the lower alcohol is ethanol by about 70% volume and the at least one anti-coagulant compound is sodium citrate by about 10% weight to volume.

22. An implantable catheter as in claim 6, wherein the implantable catheter is a transcutaneous catheter open to a body lumen.

23. An implantable catheter as in claim 22, wherein the catheter is open to blood flow in a blood vessel.

24. An implantable catheter as in claim 22, wherein the catheter is open to a peritoneal cavity.

25. An implantable catheter as in claim 6, wherein the implantable catheter is a subcutaneous catheter implantable between a subcutaneous port and a body lumen.

1

26. An implantable catheter as in claim 25, wherein the catheter is open to blood flow in a blood vessel.

27. An implantable catheter as in claim 25, wherein the catheter is open to a peritoneal cavity.

20

28. An implantable catheter as in claim 25, wherein the locking composition is introducible with a needle that disperses the composition in the port and tissue tract leading to the port as the needle is withdrawn from the port.

29. A locking composition comprising: at least one lower alcohol, wherein the lower alcohol is isopropanol; and at least one anti-coagulant compound, wherein the at least one anti-coagulant compound is sodium citrate or citric acid.

2001273300 28 Sep 2007

30. A composition as in claim 29, wherein the isopropanol is in the range between about 5% to 95% and the at least one anti-coagulant compound is sodium citrate in the range between about 5% to 95%.
31. A composition as in claim 29, wherein the isopropanol is in the range between about 5% to 95% and the at least one anti-coagulant compound is citric acid in the range between about 5% to 95%.
32. A composition as in claim 29, wherein the lower alcohol is isopropanol by about 70% volume and the at least one anti-coagulant compound is sodium citrate by about 10% weight to volume.
- 1 33. A composition as in claim 29, wherein the lower alcohol is isopropanol by about 70% volume and the at least one anti-coagulant compound is citric acid by about 10% weight to volume.
34. A composition as in claim 29, wherein the lower alcohol is isopropanol by about 20% volume and the at least one anti-coagulant compound is sodium citrate by about 10% weight to volume.
- 1 35. A composition as in claim 29, wherein the lower alcohol is isopropanol by about 20% volume and the at least one anti-coagulant compound is citric acid by about 10% weight to volume.
- 20 36. A kit for locking an implanted catheter, said kit comprising: a container holding a volume of a locking composition comprising a lower alcohol and an additive; and instructions for use setting forth a method comprising filling a lumen of the catheter with the locking composition.
37. A kit as in claim 36, further comprising a package holding both the container and instructions for use.
- 25 38. A kit as in claim 36, wherein the lower alcohol is selected from the group consisting of ethanol propanol, and butanol.

2001273300 28 Sep 2007

39. A kit as in claim 38, wherein the lower alcohol is isopropanol.
40. A kit as in any of claims 36-39, wherein the additive is an anti-microbial selected from the group consisting of taurolidine and triclosan.
41. A kit as in any of claims 36-39, wherein the additive is an anti-coagulant selected from the group consisting of riboflavin, sodium citrate, ethylene diamine tetraacetic acid, and citric acid.
42. A kit as in claim 36, wherein the volume is in the range from 1 ml to 20 ml.
43. A kit as in claim 36, wherein the container comprises a syringe.
- 1 44. A locking composition comprising: at least one lower alcohol; and at least one other anti-microbial compound, wherein the at least one other anti-microbial compound is taurolidine.
45. A locking composition comprising: at least one lower alcohol; and at least one anti-coagulant compound, wherein the at least one anti-coagulant compound is riboflavin.
- 1 46. A composition as in claim 44 or 45, wherein the lower alcohol is selected from the group consisting of ethanol, propanol, and butanol.
47. A composition as in claim 44, wherein the lower alcohol is in the range between about 5% to 95% and the taurolidine is in the range between about 5% to 95%.
48. A composition as in claim 44 or 45, wherein the lower alcohol is isopropanol.
- 20 49. A composition as in claim 45, wherein the lower alcohol is in the range between about 5% to 95% and the riboflavin is in the range between about 0.1% to 95%.
50. A locking composition comprising: at least one lower alcohol in a range from 1% to 99% by volume; and at least one anti-coagulant compound in a range from 1% to 99% by volume, wherein the at least one anti-coagulant compound is riboflavin.

2001273300 28 Sep 2007

51. A composition as in claim 50, wherein the at least one anti-coagulant compound is riboflavin at about 4% by volume.

52. A locking composition comprising: at least one lower alcohol in a range from 1% to 99% by volume; and at least one other anti-microbial compound in a range from 1% to 99% by volume, wherein the at least one other anti-microbial compound is taurolidine.

53. A composition as in claim 50 or 52, wherein the lower alcohol is selected from the group consisting of ethanol, propanol, and butanol.

54 A composition as in claim 53, wherein the lower alcohol is isopropanol.

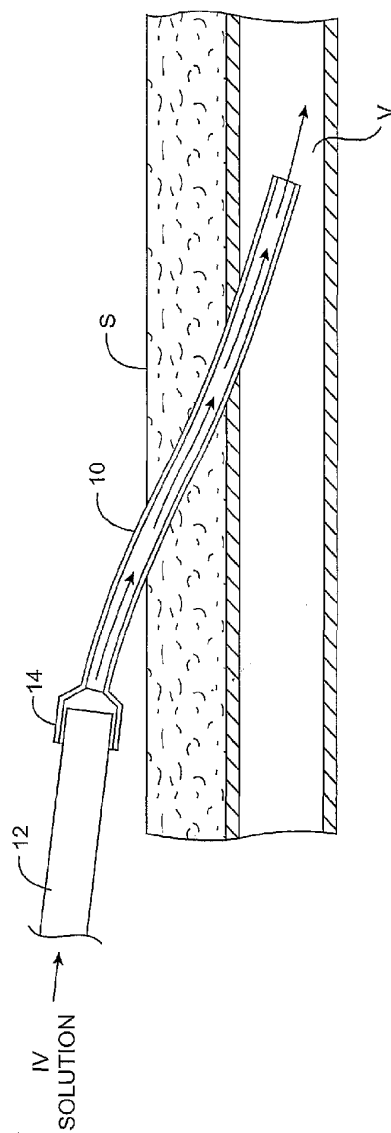


FIG. 1A

SUBSTITUTE SHEET (RULE 26)

2 / 10

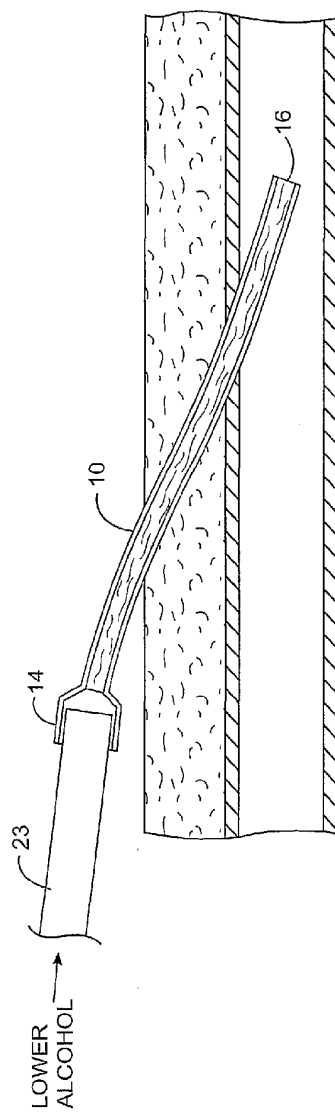


FIG. 1B

SUBSTITUTE SHEET (RULE 26)

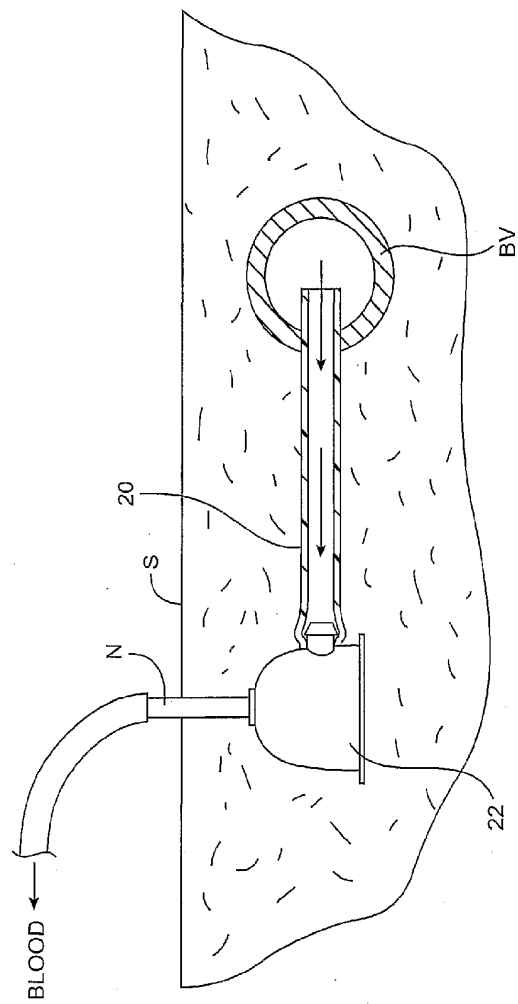


FIG. 2A

SUBSTITUTE SHEET (RULE 26)

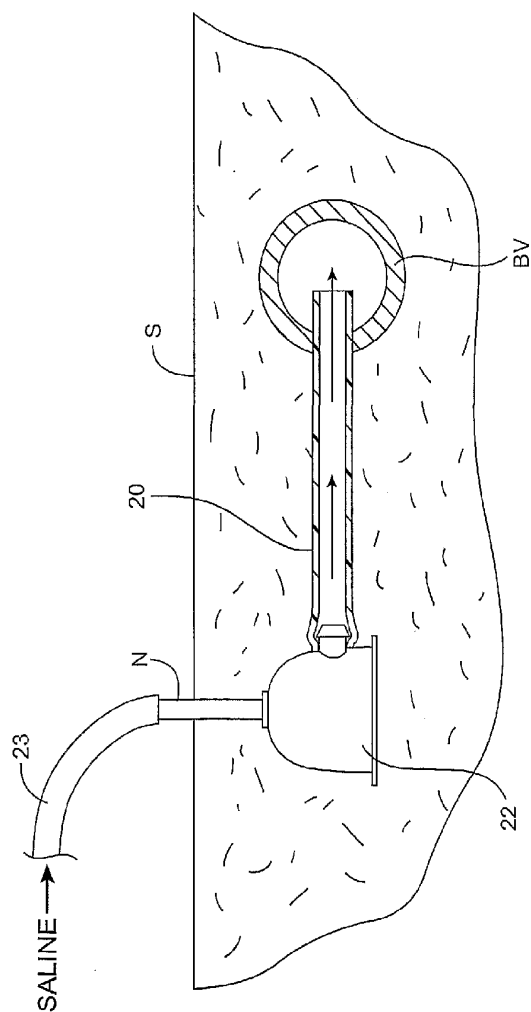


FIG. 2B

SUBSTITUTE SHEET (RULE 26)

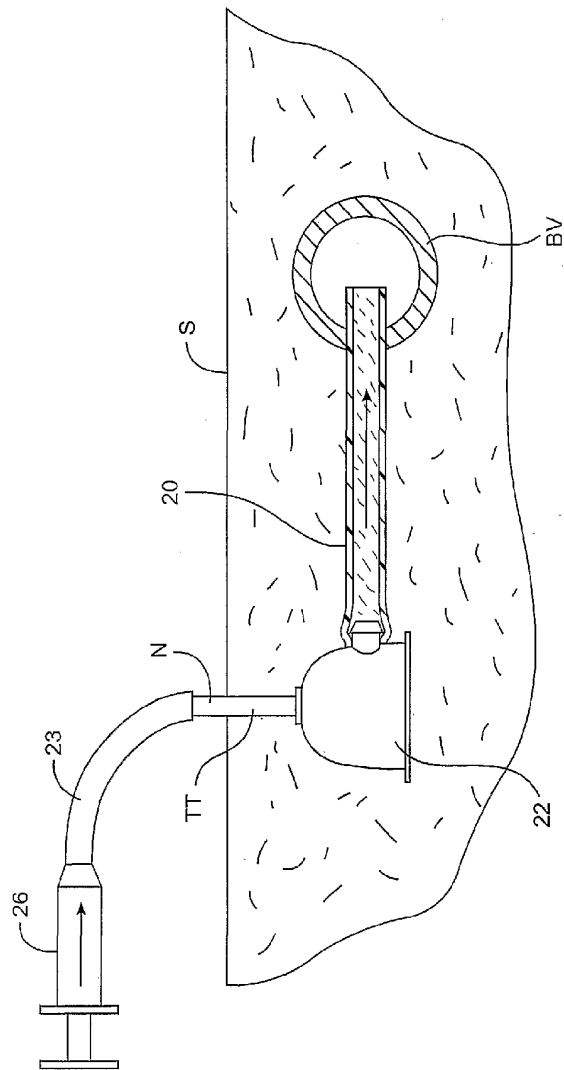


FIG. 2C

SUBSTITUTE SHEET (RULE 26)

6 / 10

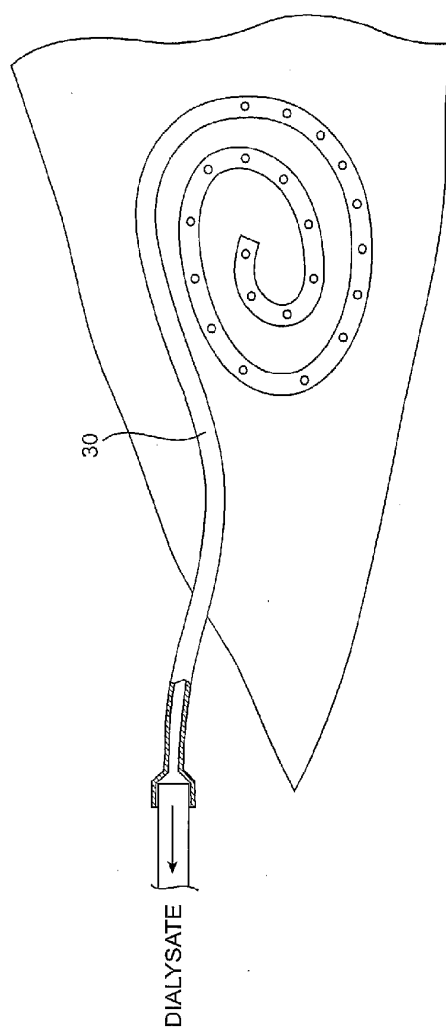


FIG. 3A

SUBSTITUTE SHEET (RULE 26)

7 / 10

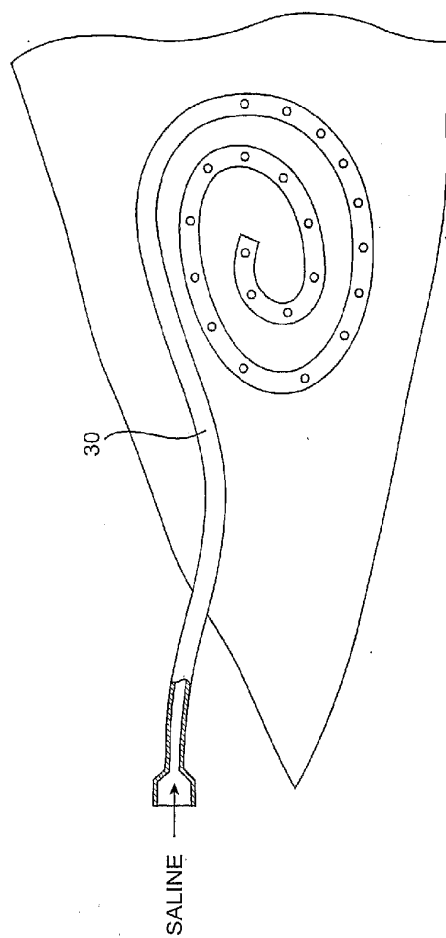


FIG. 3B

SUBSTITUTE SHEET (RULE 26)

8 / 10

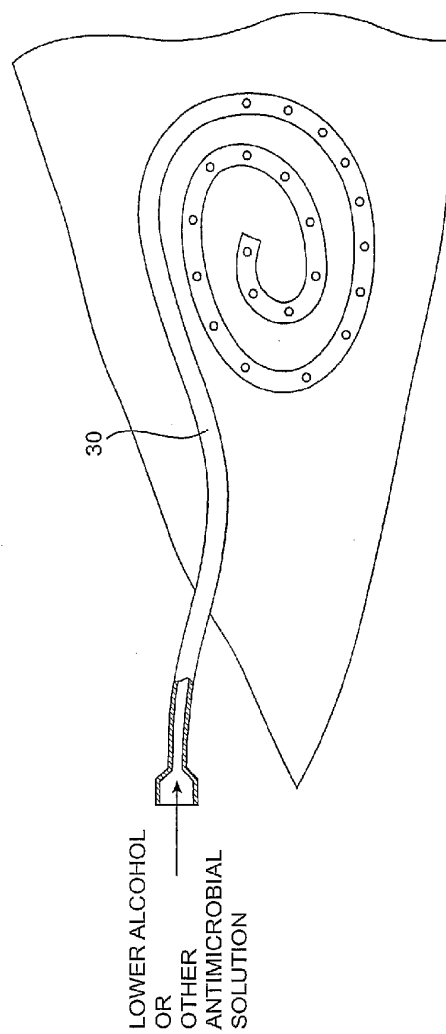


FIG. 3C

SUBSTITUTE SHEET (RULE 26)

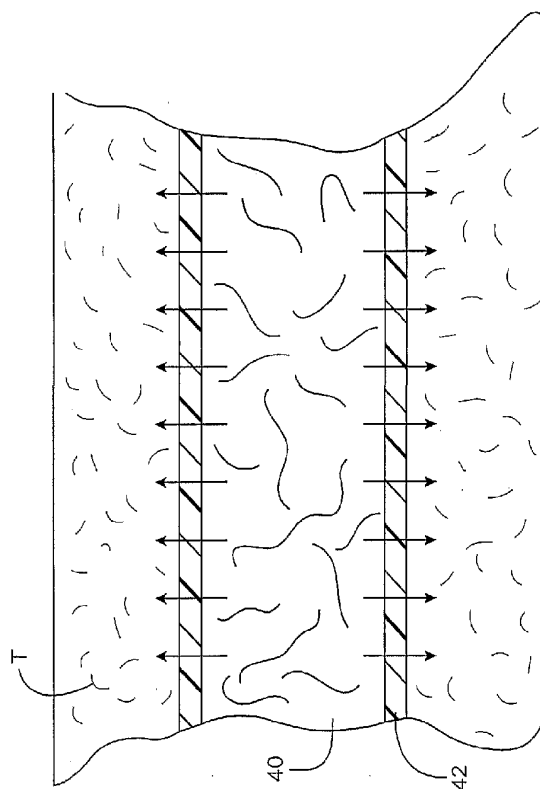


FIG. 4

SUBSTITUTE SHEET (RULE 26)

10 / 10

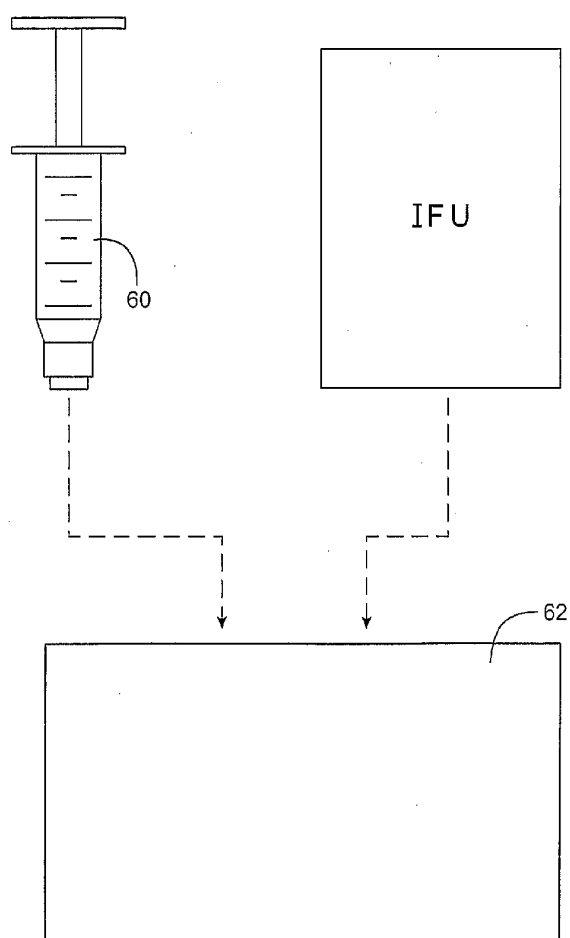


FIG. 5

SUBSTITUTE SHEET (RULE 26)