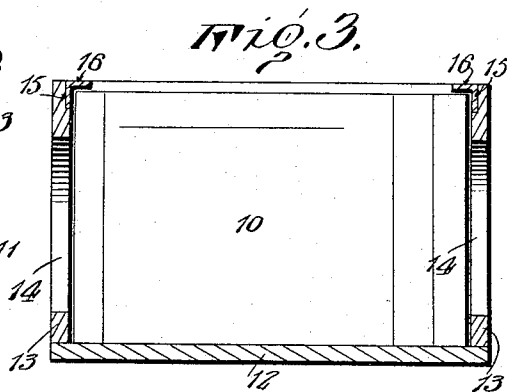
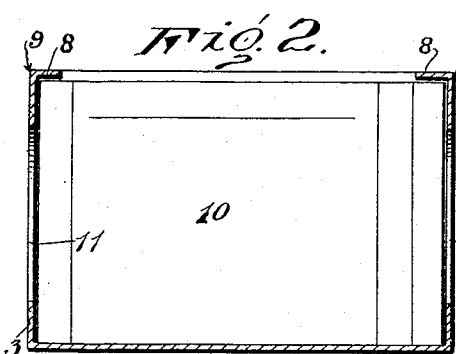
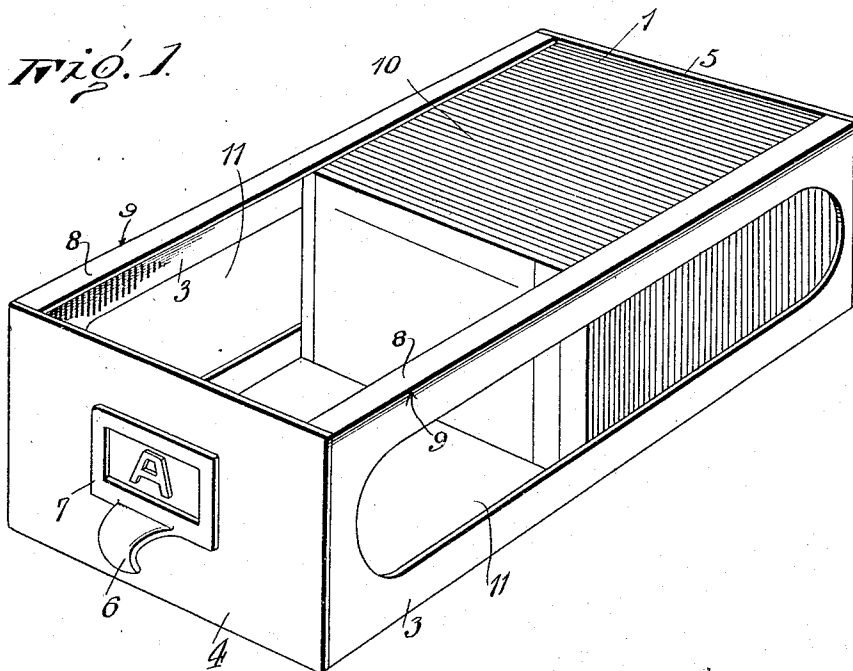


R. E. GREEN.
 INDEX CARD DRAWER FOR FILING CABINETS.
 APPLICATION FILED APR. 12, 1916.

1,215,646.

Patented Feb. 13, 1917.



Inventor
R. E. Green

By *Geo. Kimmel.*

Attorney

UNITED STATES PATENT OFFICE.

ROY E. GREEN, OF PEACHAM, VERMONT.

INDEX-CARD DRAWER FOR FILING-CABINETS.

1,215,646.

Specification of Letters Patent.

Patented Feb. 13, 1917.

Application filed April 12, 1916. Serial No. 90,707.

To all whom it may concern:

Be it known that I, ROY E. GREEN, a subject of the King of Great Britain, residing at Peacham, in the county of Caledonia and State of Vermont, have invented certain new and useful Improvements in Index-Card Drawers for Filing-Cabinets, of which the following is a specification.

The present invention relates to filing cabinets, and more particularly to new and useful improvements in index card drawers therefor.

The primary object of my invention is to provide an index drawer having new and improved means for retaining the cards in position, as well as means facilitating the handling of the cards while in the drawer.

Other objects and advantages to be derived from the use of my improved index drawer will appear from the following detail description and the claim, taken with an inspection of the accompanying drawings, in which—

Figure 1 is a perspective view of the preferred form of index drawer,

Fig. 2 is a transverse sectional view thereof, and

Fig. 3 is a similar view through a modified form of my invention.

Referring more particularly to the drawings, wherein similar characters of reference designate like and corresponding parts throughout the various views, 1 designates the preferred form of my invention forming an index drawer, having the bottom 2, side walls 3, and front and rear walls 4 and 5. The usual handle 6 and name plates 7 are mounted on the front wall 4.

Referring to the preferred form of my invention, wherein the body of the device is formed of sheet metal or the like, I provide longitudinally extending flanges 8 formed by bending inwardly, as indicated at 9, the side walls 3 of the body. The index cards are designated 10 and it will be noted that while the cards may be easily removed by turning the same at right angles to the position shown or by bowing the same, said cards cannot accidentally fall from the drawer or become disarranged.

I provide openings 11 in the side walls 3,

said openings extending preferably throughout the length of the drawer, exposing the end edges of the cards, which facilitates manipulation of the cards during inspection. 55

Referring to the modified form of my invention shown in Fig. 3, the drawer is provided with a bottom 12 and side walls 13 formed of wood or the like. The walls 13 may be provided with openings 14 similar to the openings 11 hereinbefore referred to. The index cards are designated 10. In this instance the retaining means comprises angle-irons having portions 15 thereof carried by the upper edges of the walls 13 and fitting in suitable longitudinal recesses formed therefor. The other portions of the angle-irons designated 16 extend inwardly and thereby serve to retain the cards in the drawer. This form of my invention may be as readily applied to the filing cabinets now in general use and the preferred form of my invention is better adapted when the drawer is manufactured as a whole. 60 65 70

From the above description taken in connection with the accompanying drawings, it is thought that a clear and comprehensive understanding of the construction, operation and advantages of my invention may be had, and while I have shown and described my invention as embodying a specific structure, I desire that it be understood that I may make such changes on said structure as do not depart from the spirit and scope of the invention as described. 75 80 85

What I claim as new and desire to secure by Letters Patent is:

An index card drawer, including a bottom, side and end walls, said side walls being provided with a plurality of openings exposing the marginal edges of the index cards, the said side walls having recesses formed along the upper edge of said side walls, angle irons each having one of their sides adapted to seat in said recesses, the other side providing means for engaging the index cards and prevent displacement thereof. 90 95

In testimony whereof I affix my signature hereto.

ROY E. GREEN.