

(No Model.)

C. H. NEWMAN.

WAFFLE IRON.

No. 270,973.

Patented Jan. 23, 1883.

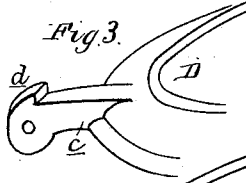
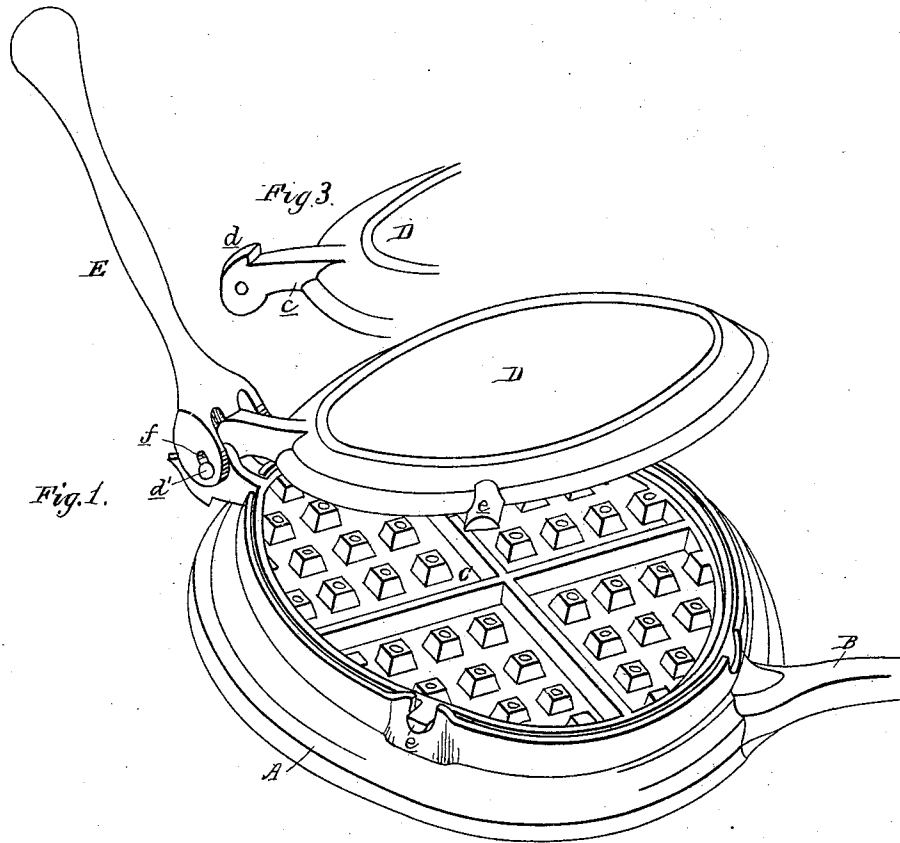
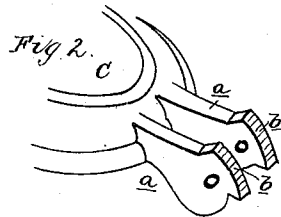
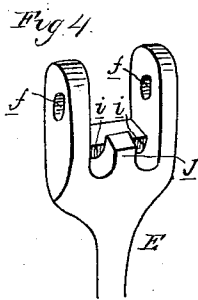


Fig. 1.



Witnesses
C. Scully
Charles J. Welch

Inventor
Chas. H. Newman
by M. S. Sprague
Att'y.

UNITED STATES PATENT OFFICE.

CHARLES H. NEWMAN, OF ELMIRA, N. Y., ASSIGNOR TO THE DETROIT IRON AND BRASS MANUFACTURING COMPANY, OF DETROIT, MICHIGAN.

WAFFLE-IRON.

SPECIFICATION forming part of Letters Patent No. 270,973, dated January 23, 1883.

Application filed July 27, 1882. (No model.)

To all whom it may concern:

Be it known that I, CHARLES H. NEWMAN, of Elmira, in the county of Chemung and State of New York, have invented new and useful Improvements in Waffle-Irons; and I do hereby declare that the following is a full, clear, and exact description thereof, reference being had to the accompanying drawings, which form a part of this specification.

The nature of this invention relates to certain new and useful improvements in the construction and operation of that class of culinary implements known as "waffle-irons;" and the invention consists in the peculiar construction and operation of the parts by means of which the implement is opened from either side and reversed in its position, as more fully hereinafter described.

Figure 1 is a perspective view of my improved waffle-iron partially open and within its supporting-ring. Fig. 2 is a perspective view of the double tang upon one of the parts which compose the waffle-iron, and by means of which the iron is opened in one direction by the use of the handle, which is not shown in this figure. Fig. 3 is a perspective view of the tang upon the other part of the waffle-iron. Fig. 4 is a perspective view of the bifurcated handle, showing the rigid dogs or projections, by means of which and the tangs the implement is opened in either direction or reversed.

In the accompanying drawings, which form a part of this specification, A represents the circular frame, which supports the waffle-iron iron proper when in use. This frame is provided with a handle, B, and the frame and handle are of the usual construction. The iron proper is made in two parts, C and D, in the usual manner of constructing waffle-irons of this type, except that the part C is provided with a tang, which is composed of two members, *a a*, both said members being alike, with a notch or catch, *b*, upon the outer edge of each. The space between these members is filled, when the parts are in place, by the tang *c*, which forms an integral part of the part D of the iron. This tang has only a single member, which fits between the members of the other tang, and a bolt, *d'*, passing through the tangs of both the parts of the iron, converts them into a hinge by means of which

the parts are secured together. Each part of the iron is provided with a semicircular journal, *e*, upon opposite sides, and when these parts are closed upon each other a perfect journal is formed, by means of which the iron is supported in suitable bearings in the frame A. The handle E is bifurcated, as shown, to embrace the two-membered tang, and is secured thereto by the same bolt, *d'*, which passes through a slot, *f*, in each leg of the bifurcation. Between these legs the head of this handle is provided with two projections, *i i*, which are designed to engage with the catches *b b* on the two-membered tang, and with another projection, *j*, pointing in an opposite direction to the projections *i i*, and designed to engage with the notch *d* on the other tang, *c*.

In practice, the parts all being in place, with the part C uppermost, the handle is in a vertical position, with its projections *i i* engaging with the catches *b b* on the tang. If it is now desired to examine the inside of the iron, force is exerted upon the handle sufficient to open the upper part. If, when closed, it is desired to reverse the position of the two parts of which the iron is made, the handle is raised until its projections are disengaged, the slots in said handle allowing this to be done, when a continued motion in the same direction will partially rotate the iron upon its journals. The movements already described will enable the operator to now open the opposite side, said slots allowing the projection *j* to engage by gravity with the notch *d* on the tang of the uppermost part, D, of the iron for the purpose of opening the implement when desired.

What I claim as my invention, and desire to secure by Letters Patent, is—

The waffle-iron herein described, consisting of the base A, the iron C, having double tang *a*, with lugs *b b* and journals *e e*, the iron D, having tang *c*, provided with notch *d*, and having corresponding journals, and the lever E, having ears with elongated slots *f*, and having projections *i i* and *j*, the whole being constructed, combined, and adapted to serve as and for the purposes set forth.

CHARLES H. NEWMAN.

Witnesses:

ESO. WILCOTT,
WM. L. HYLEN.