



US00D680393S

(12) **United States Design Patent**
Hendrick et al.

(10) **Patent No.:** **US D680,393 S**

(45) **Date of Patent:** **** Apr. 23, 2013**

(54) **WINE RACK**

(76) Inventors: **Robert Hendrick**, Nashville, TN (US);
Jim Hendrick, Nashville, TN (US)

(**) Term: **14 Years**

(21) Appl. No.: **29/414,791**

(22) Filed: **Mar. 2, 2012**

(51) **LOC (9) Cl.** **06-04**

(52) **U.S. Cl.**
USPC **D7/707**

(58) **Field of Classification Search** D7/701-708;
211/71.01, 205, 74, 70.6, 70.7, 42, 41.2,
211/85.18, 85.15, 85.29, 183; D6/512, 548,
D6/457, 460, 466-469; 248/158, 174, 188.1,
248/316.5, 316.7

See application file for complete search history.

(56) **References Cited**

U.S. PATENT DOCUMENTS

D232,284 S * 8/1974 Shuck D7/701
3,901,389 A * 8/1975 Belokin, Jr. 211/74

5,522,437 A * 6/1996 Blackburn 211/74
5,944,200 A * 8/1999 Nales 211/71.01
5,967,341 A * 10/1999 Werner 211/71.01
2011/0132853 A1 * 6/2011 Drobot et al. 211/74

* cited by examiner

Primary Examiner — Terry Wallace

(74) *Attorney, Agent, or Firm* — Waddey & Patterson, PC;
Matthew C. Cox

(57) **CLAIM**

The ornamental design for a wine rack, as shown and described.

DESCRIPTION

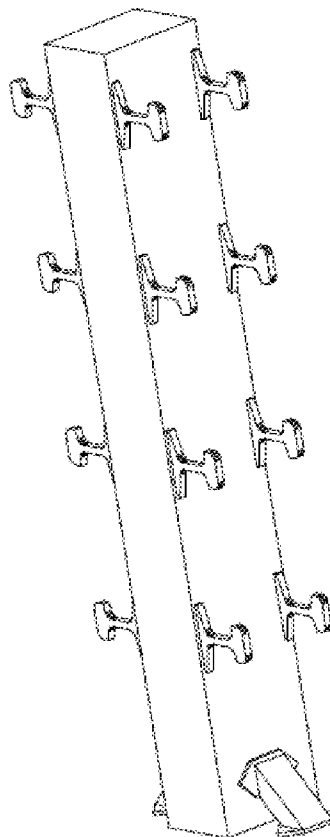
FIG. 1 is a front perspective view showing the wine rack of Applicant's invention.

FIG. 2 is a front elevation view showing the wine rack of Applicant's invention, both sides being identical.

FIG. 3 is a right side elevation view showing the wine rack of Applicant's invention, both sides being identical; and,

FIG. 4 is a top view showing the wine rack of Applicant's invention.

1 Claim, 4 Drawing Sheets



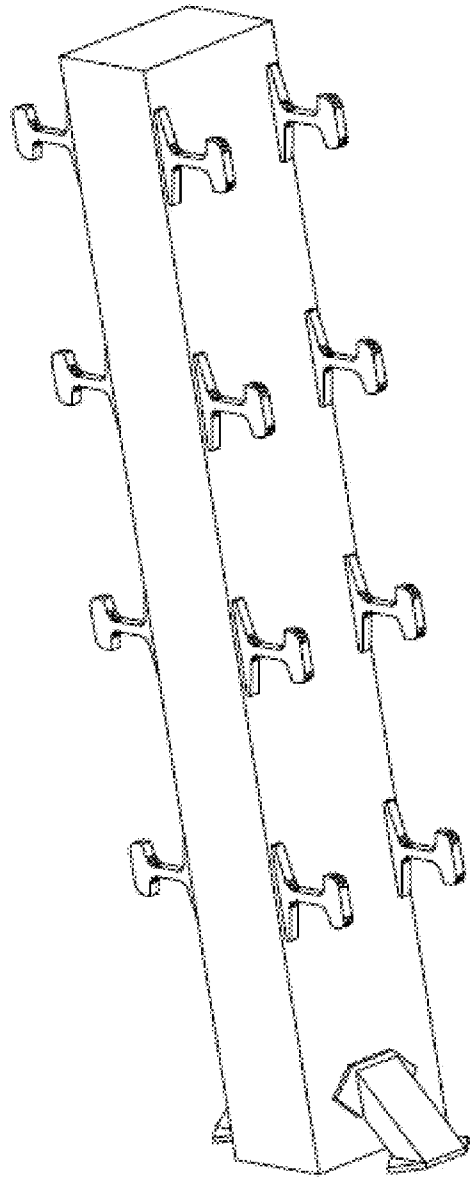


FIG. 1

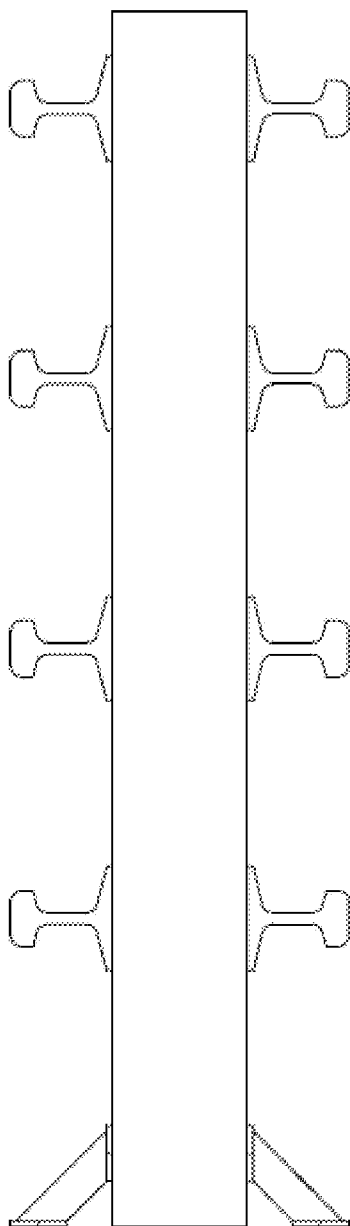


FIG. 2

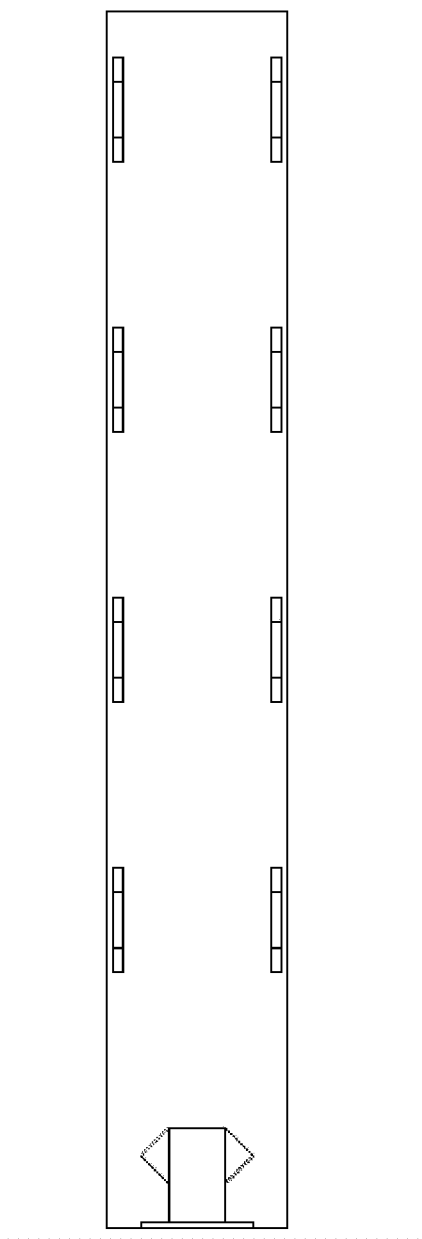


FIG. 3

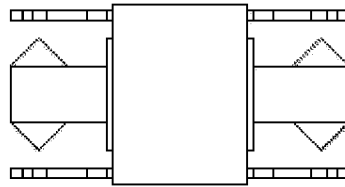


FIG. 4