



US00D616440S

(12) **United States Design Patent**
Lee

(10) **Patent No.:** **US D616,440 S**

(45) **Date of Patent:** **** *May 25, 2010**

(54) **KEYBOARD**

(75) Inventor: **Cheng-Lin Lee**, Taipei Hsien (TW)

(73) Assignee: **Hon Hai Precision Industry Co., Ltd.**,
Tu-Cheng, Taipei Hsien (TW)

(*) Notice: This patent is subject to a terminal disclaimer.

(**) Term: **14 Years**

(21) Appl. No.: **29/323,821**

(22) Filed: **Sep. 1, 2008**

(30) **Foreign Application Priority Data**

Jul. 2, 2008 (CN) 2008 3 0300943

(51) **LOC (9) Cl.** **14-02**

(52) **U.S. Cl.** **D14/392**

(58) **Field of Classification Search** D14/391-394,
D14/396, 398, 399; D18/1, 2, 7; 200/5 A,
200/5 R, 6 A, 6 R; 235/145 A, 145 R; 345/160,
345/168; 341/22, 23; 400/484-486, 488,
400/489, 492; 178/17 A, 17 C
See application file for complete search history.

(56) **References Cited**

U.S. PATENT DOCUMENTS

5,439,304 A * 8/1995 Phillips et al. 400/492

5,653,543 A * 8/1997 Abe 400/489
D485,271 S * 1/2004 Kamegi D14/392
D518,053 S * 3/2006 Chen D14/397
D521,513 S * 5/2006 Neal et al. D14/392
D543,544 S * 5/2007 Cheng D14/392
D556,200 S * 11/2007 Su D14/391

* cited by examiner

Primary Examiner—Freda S Nunn

(74) *Attorney, Agent, or Firm*—Frank R. Niranjana

(57) **CLAIM**

The ornamental design for a keyboard, substantially as shown and described.

DESCRIPTION

FIG. 1 is a perspective view of a keyboard showing my new design;

FIG. 2 is a front elevational view thereof;

FIG. 3 is a rear elevational view thereof;

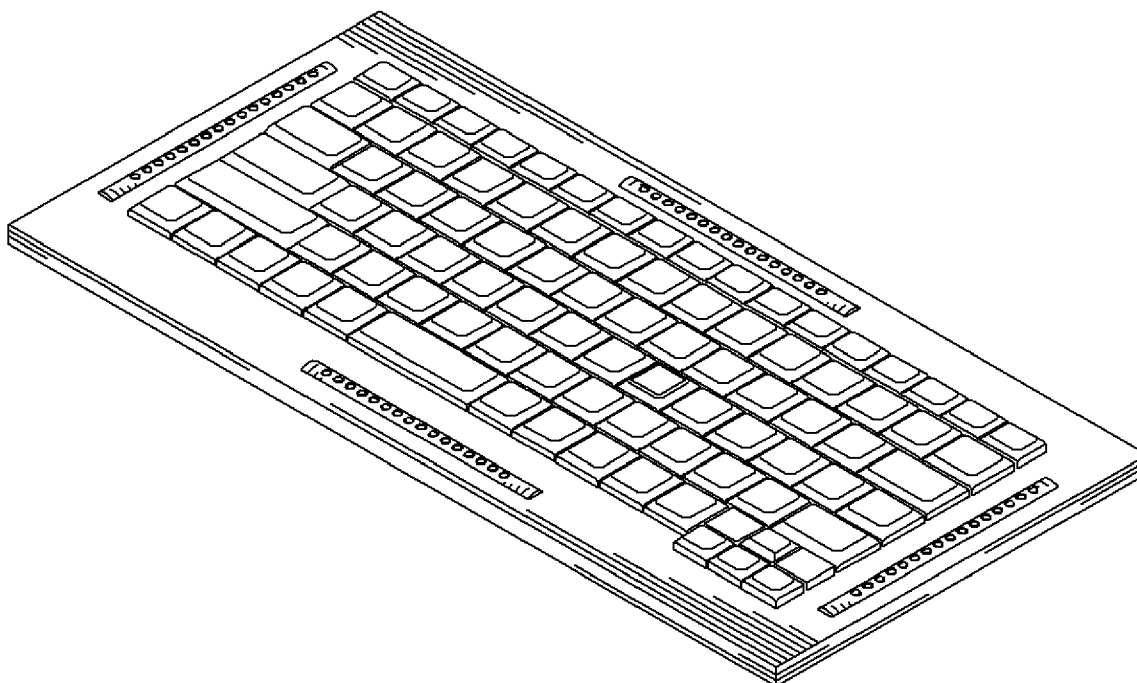
FIG. 4 is a left side elevational view thereof;

FIG. 5 is a right side elevational view thereof; and,

FIG. 6 is a top plan view thereof.

The portions of the keyboard shown in broken lines form no part of the claimed design.

1 Claim, 6 Drawing Sheets



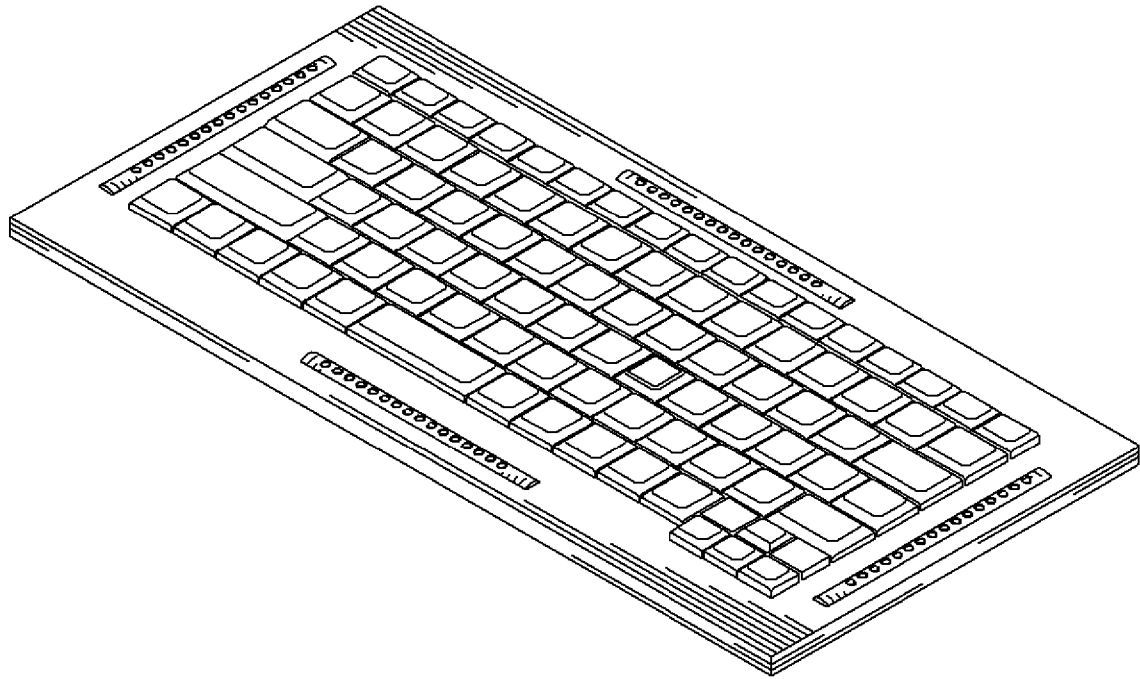


FIG. 1



FIG. 2



FIG. 3



FIG. 4



FIG. 5




FIG. 6