



US00D501458S

(12) **United States Design Patent**
Kim et al.

(10) **Patent No.:** **US D501,458 S**

(45) **Date of Patent:** **** Feb. 1, 2005**

(54) **PORTABLE TELEPHONE**

(75) Inventors: **Young-Se Kim**, Seoul (KR);
Chang-Hwan Hwang, Kyungki-Do
(KR); **Nam-Mi Kim**, Seoul (KR)

(73) Assignee: **Samsung Electronics Co., Ltd.**,
Kyungki-do (KR)

(**) Term: **14 Years**

(21) Appl. No.: **29/204,666**

(22) Filed: **May 3, 2004**

(51) **LOC (7) Cl.** **14-03**

(52) **U.S. Cl.** **D14/138**

(58) **Field of Search** D14/137, 138,
D14/218, 147-148, 247-248, 144, 341-347;
379/433.01-433.13, 419, 434, 428.01-428.04,
420.01-420.04, 440; 455/550.1-90.3; D21/517;
D13/168; 345/168, 169

(56) **References Cited**

U.S. PATENT DOCUMENTS

D432,105 S	*	10/2000	Hyun	D14/138
D455,414 S	*	4/2002	Lee et al.	D14/138
6,459,887 B2	*	10/2002	Okuda	455/90.1
D465,466 S	*	11/2002	Hyun	D14/138
D475,986 S	*	6/2003	Ng et al.	D14/138
D477,295 S	*	7/2003	Chung	D14/138
6,633,749 B2	*	10/2003	Kubo et al.	455/90.3
D481,696 S	*	11/2003	Wei et al.	D14/138
D481,697 S	*	11/2003	Rausch et al.	D14/138
D484,862 S	*	1/2004	Yang	D14/138

D485,817 S	*	1/2004	Liao et al.	D14/138
D486,461 S	*	2/2004	Seo et al.	D14/138
D486,463 S	*	2/2004	Hwang	D14/138
D486,810 S	*	2/2004	Chung	D14/138
D486,811 S	*	2/2004	Lheem	D14/138
D487,439 S	*	3/2004	Arnholt et al.	D14/138
D488,788 S	*	4/2004	Chan	D14/138
D489,699 S	*	5/2004	Hwang et al.	D14/138
D490,792 S	*	6/2004	Lee	D14/138
D491,908 S	*	6/2004	Son	D14/138
D496,019 S	*	9/2004	Okada et al.	D14/138
2002/0006809 A1	*	1/2002	Kubo et al.	455/550
2003/0083023 A1	*	5/2003	Chang et al.	455/90
2004/0157587 A1	*	8/2004	Park	455/412.2

* cited by examiner

Primary Examiner—Jeffrey Asch

(74) *Attorney, Agent, or Firm*—Leydig, Voit & Mayer, Ltd.

(57) **CLAIM**

We claim the ornamental design for a portable telephone, as shown and described.

DESCRIPTION

FIG. 1 is a perspective view of a portable telephone according to our new design;

FIG. 2 is a front view thereof, when closed;

FIG. 3 is a rear view thereof, when closed;

FIG. 4 is a left side view thereof, when closed;

FIG. 5 is a right side view thereof, when closed;

FIG. 6 is a top view thereof, when closed;

FIG. 7 is a bottom view thereof, when closed; and,

FIG. 8 is a front view thereof, when open.

1 Claim, 5 Drawing Sheets

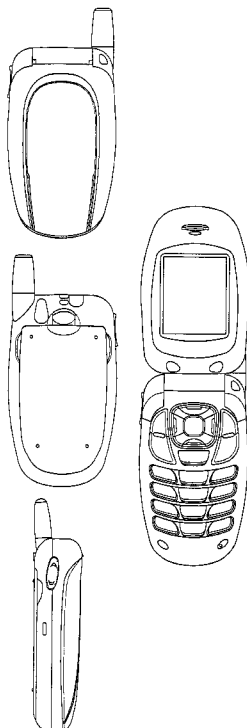


FIG. 1

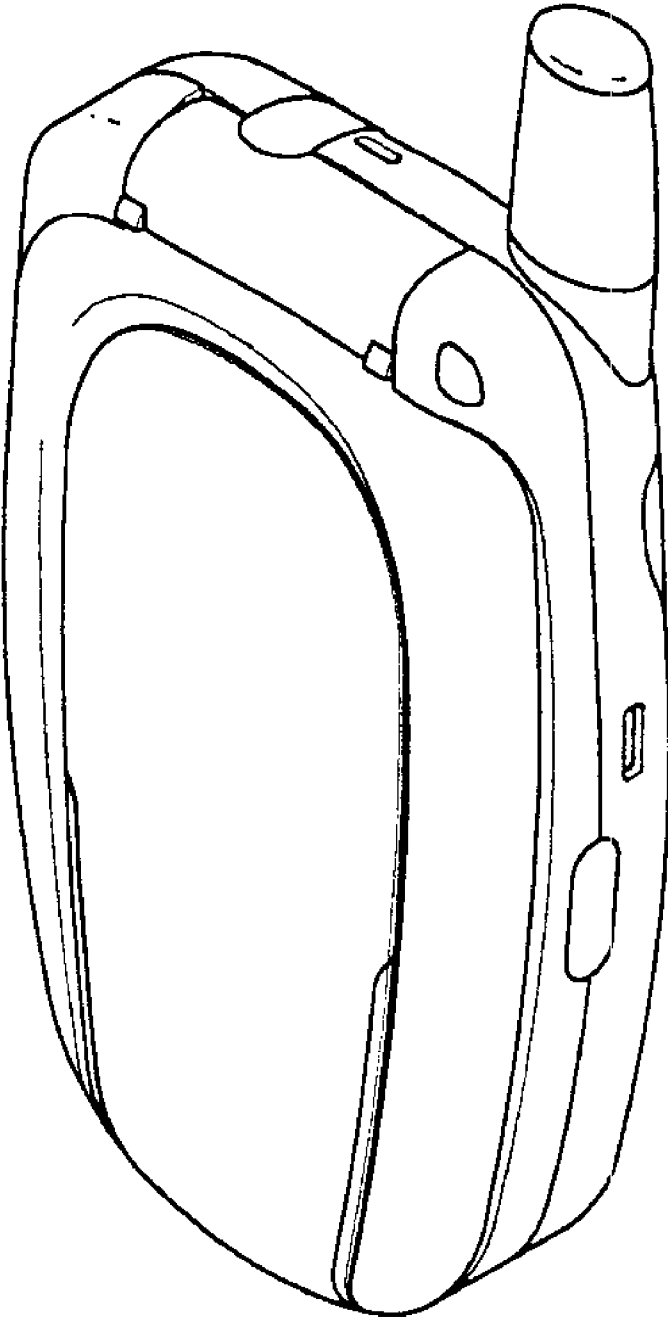


FIG. 2

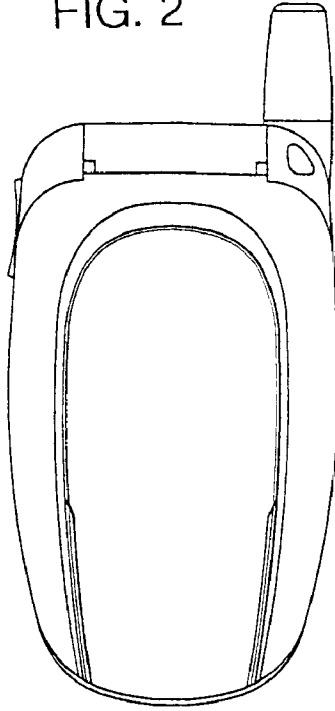
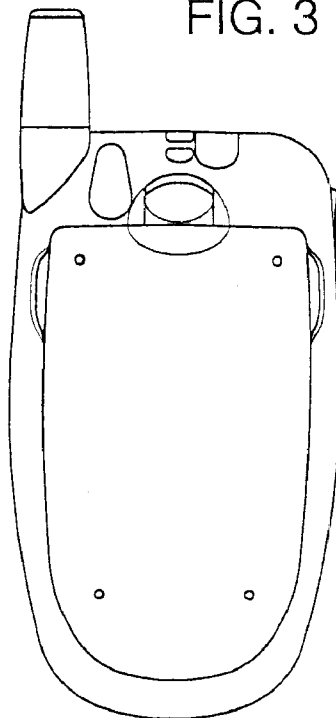


FIG. 3



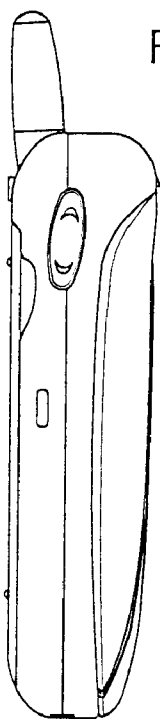


FIG. 4

FIG. 5

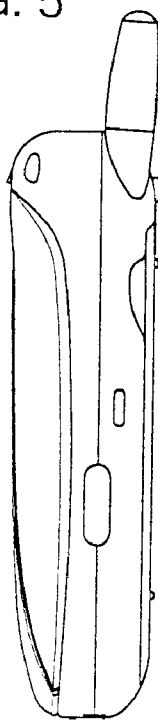


FIG. 6

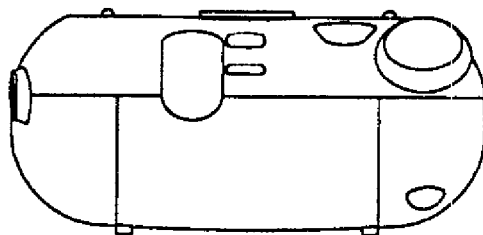


FIG. 7

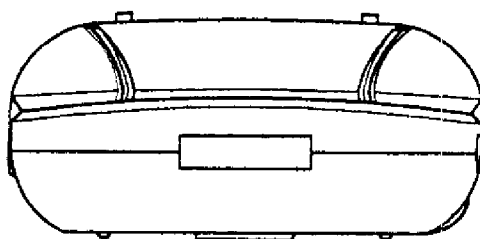


FIG. 8

