



US00D475577S

(12) **United States Design Patent**  
**Kung**

(10) **Patent No.:** **US D475,577 S**  
(45) **Date of Patent:** **\*\* Jun. 10, 2003**

(54) **LIGHTED MUG**

(75) Inventor: **Kenneth Kung**, Tai Tam (HK)

(73) Assignee: **Tung Fat Industries Ltd.**, Kowloon (HK)

(\*\*) Term: **14 Years**

(21) Appl. No.: **29/149,348**

(22) Filed: **Oct. 5, 2001**

(51) **LOC (7) Cl.** ..... **07-01**

(52) **U.S. Cl.** ..... **D7/507; D7/533**

(58) **Field of Search** ..... **D7/507, 509, 523, D7/514, 533, 532, 305; 362/84, 85, 93, 95, 97, 101, 154, 155, 200, 34, 562; 340/321; 220/575, 23.83; 224/483; 219/432, 435**

(56) **References Cited**

**U.S. PATENT DOCUMENTS**

D214,458 S	*	6/1969	Riley	.....	D7/507
4,034,213 A	*	7/1977	Norris	.....	362/200
4,040,549 A	*	8/1977	Sadler	.....	224/483
4,336,574 A	*	6/1982	Goodman	.....	362/101
4,344,113 A	*	8/1982	Ditto et al.	.....	362/101
D279,850 S	*	7/1985	Brooker et al.	.....	D7/507
D289,955 S	*	5/1987	Buist	.....	D7/507
5,010,461 A	*	4/1991	Saotome	.....	362/101
D333,756 S	*	3/1993	Campbell	.....	D7/507
D347,547 S	*	6/1994	Heinrich	.....	D7/533
D376,728 S	*	12/1996	Richards, Sr. et al.	.....	D7/507

5,739,903 A	*	4/1998	Kepner	.....	356/216
6,013,901 A	*	1/2000	Lavoie	.....	219/435
6,072,161 A	*	6/2000	Stein	.....	219/432
6,082,866 A	*	7/2000	Amedee	.....	362/34
6,163,248 A	*	12/2000	Paek et al.	.....	340/321
6,164,793 A	*	12/2000	Wu	.....	362/101
6,270,233 B1	*	8/2001	Holland	.....	362/154
6,283,605 B1	*	9/2001	Kalamaras	.....	362/101
6,305,817 B1	*	10/2001	Johnston et al.	.....	362/154
6,322,227 B1	*	11/2001	Liu et al.	.....	362/34
6,371,624 B1	*	4/2002	Dorney	.....	362/34
6,419,384 B1	*	7/2002	Lewis et al.	.....	362/562
6,443,589 B1	*	9/2002	Lee	.....	362/101

\* cited by examiner

Primary Examiner—M. N. Pandozzi  
(74) Attorney, Agent, or Firm—Ladas & Parry

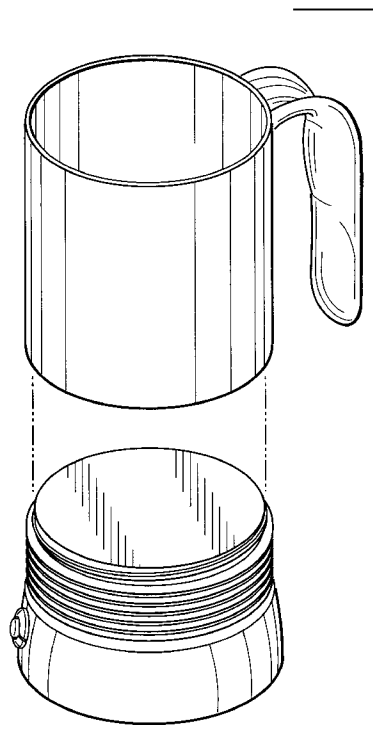
(57) **CLAIM**

The ornamental design for a “lighted mug”, as shown.

**DESCRIPTION**

FIG. 1 is a perspective view of my design for a lighted mug; FIG. 2 is another perspective view of my design with the mug detached from light base; FIG. 3 is a front view thereof; FIG. 4 is a back view thereof; FIG. 5 is a right side view thereof; FIG. 6 is a left side view thereof; FIG. 7 is a top view thereof; and, FIG. 8 is a bottom view thereof.

**1 Claim, 3 Drawing Sheets**



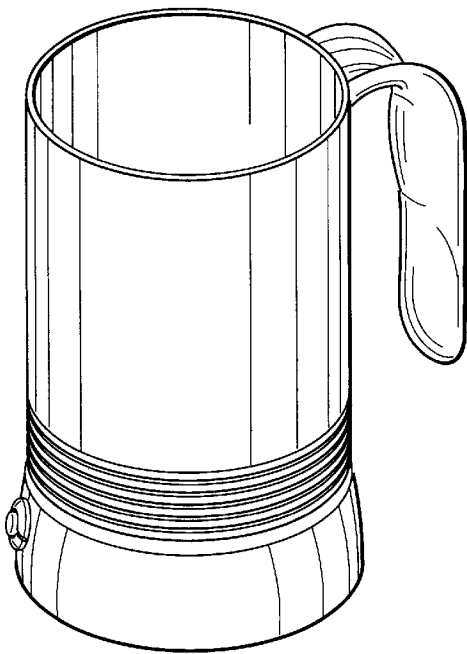


FIG. 1

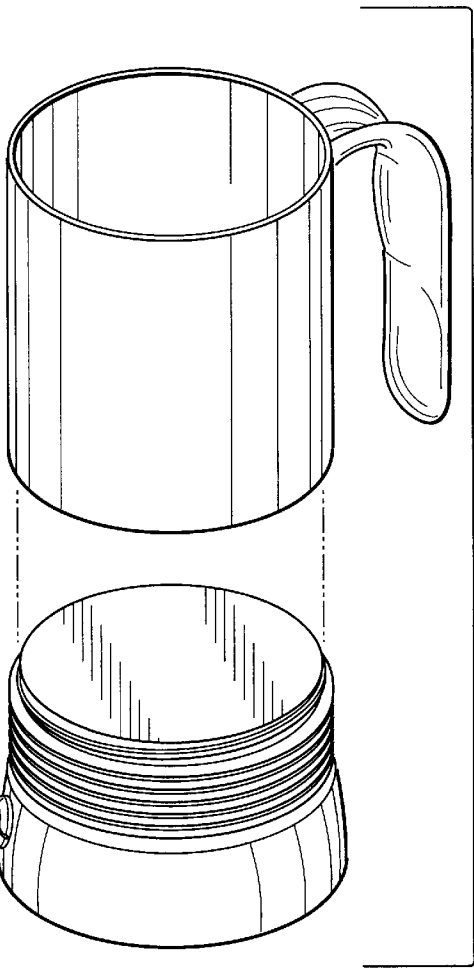


FIG. 2




FIG. 3

FIG. 4




FIG. 5

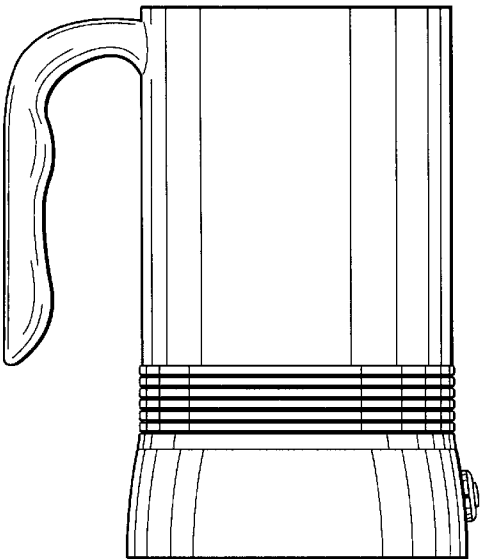
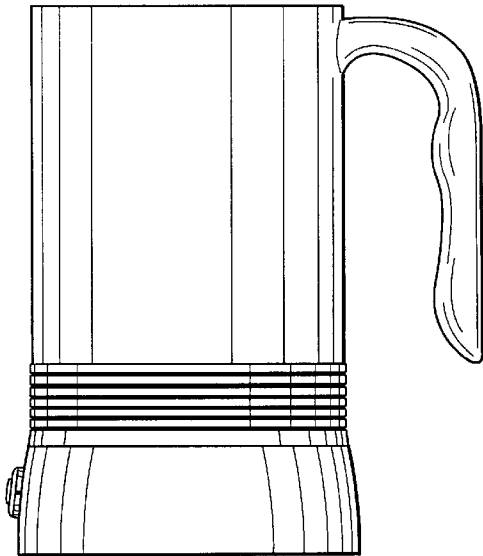


FIG. 6



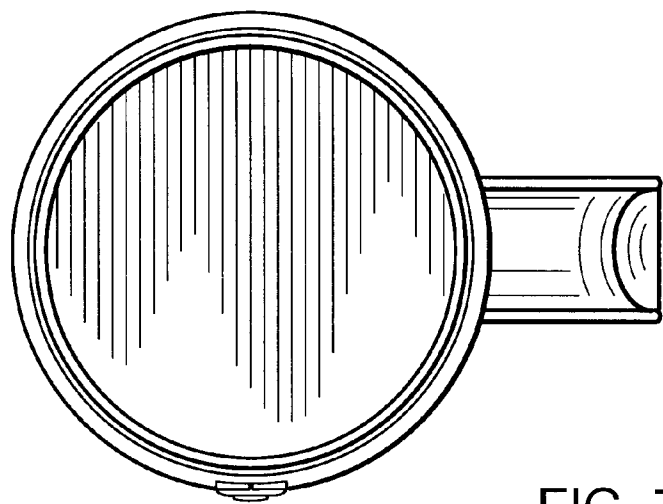


FIG. 7

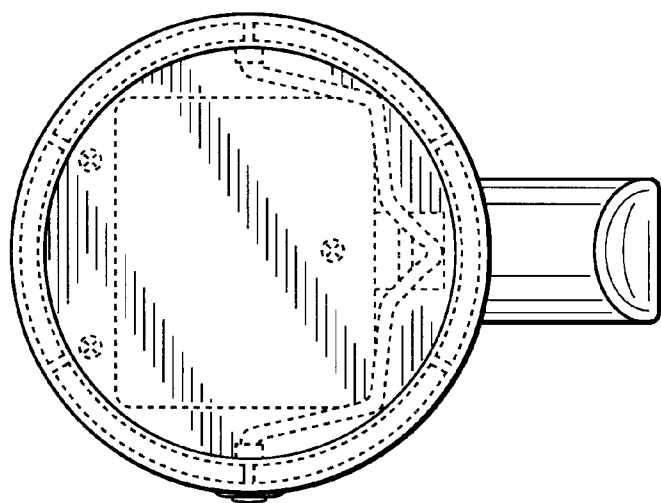


FIG. 8