



US00D407400S

# United States Patent [19] Tattari

[11] Patent Number: **Des. 407,400**

[45] Date of Patent: **\*\*Mar. 30, 1999**

[54] **FRONT COVER FOR A TELEPHONE  
HANDSET**

[75] Inventor: **Jouko Tattari, Helsinki, Finland**

[73] Assignee: **Nokia Mobile Phones Limited, Espoo, Finland**

[\*\*] Term: **14 Years**

[21] Appl. No.: **88,603**

[22] Filed: **May 28, 1998**

[30] **Foreign Application Priority Data**

Dec. 9, 1997 [FI] Finland ..... 886/97

[51] **LOC (6) Cl.** ..... **14-03**

[52] **U.S. Cl.** ..... **D14/138; D14/250**

[58] **Field of Search** ..... D14/137, 138,  
D14/147-148, 247-248, 250, 140-142;  
379/433.434, 419, 420, 428, 440; 455/550,  
575, 90, 556, 558

[56] **References Cited**

**U.S. PATENT DOCUMENTS**

D. 357,250	4/1995	Ifuji et al.	.....	D14/138
D. 365,818	1/1996	Irie et al.	.....	D14/138
D. 365,819	1/1996	Sawaguchi et al.	.....	D14/147 X
D. 385,554	10/1997	Nuovo	.....	D14/138
D. 385,887	11/1997	Park	.....	D14/250
D. 386,188	11/1997	Park	.....	D14/250
D. 387,053	12/1997	Richards et al.	.....	D14/138
D. 388,081	12/1997	Lohrding et al.	.....	D14/138
D. 388,784	1/1998	Phillips et al.	.....	D14/138
D. 394,439	5/1998	Mischenko	.....	D14/250 X
D. 395,316	6/1998	Mason	.....	D14/250

D. 396,230	7/1998	Phillips et al.	.....	D14/138
D. 396,713	8/1998	Nuovo et al.	.....	D14/138
5,745,566	4/1998	Petrella et al.	.....	379/433
5,752,204	5/1998	Epperson et al.	.....	455/575
5,768,370	6/1998	Maatta et al.	.....	379/433

*Primary Examiner*—Jeffrey Asch  
*Attorney, Agent, or Firm*—Perman & Green, LLP

[57] **CLAIM**

The ornamental design for a “front cover for a telephone handset,” as shown and described.

**DESCRIPTION**

FIG. 1 is a front elevational view of a front cover for a telephone handset, showing my new design with its lid in a closed position thereof;

FIG. 2 is a top plan view thereof;

FIG. 3 is a bottom plan view thereof;

FIG. 4 is a right side elevational view thereof;

FIG. 5 is a left side elevational view thereof;

FIG. 6 is a bottom, front and right side perspective view thereof;

FIG. 7 is a top, rear and left side perspective view thereof;

FIG. 8 is a rear elevational view thereof;

FIG. 9 is a front, elevational view thereof, with the lid in an opened position;

FIG. 10 is a rear, elevational view thereof;

FIG. 11 is a right side elevational view thereof;

FIG. 12 is a left side elevational view thereof;

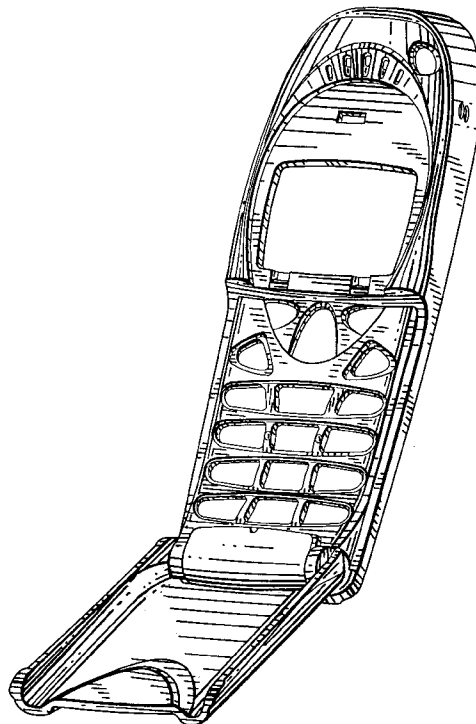
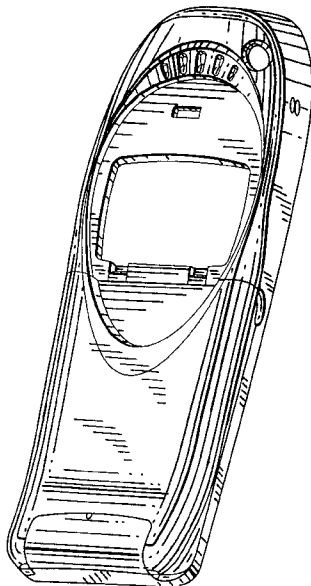
FIG. 13 is a bottom plan view thereof;

FIG. 14 is a top plan view thereof;

FIG. 15 is a bottom, front, right side perspective view thereof; and,

FIG. 16 is a top, rear, left side perspective view thereof.

**1 Claim, 9 Drawing Sheets**






FIG.3

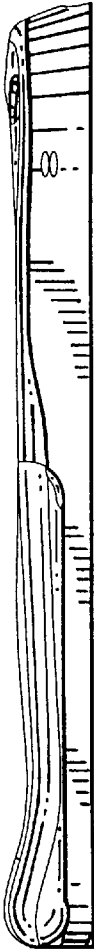


FIG.4

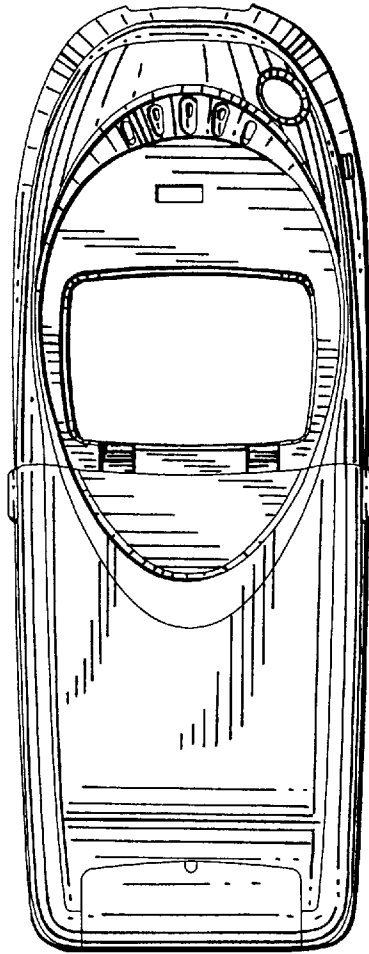


FIG.1

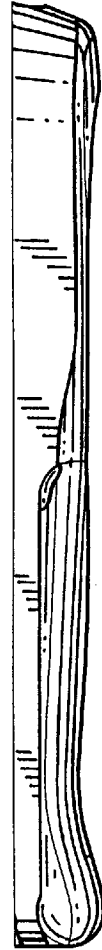


FIG.5



FIG.2

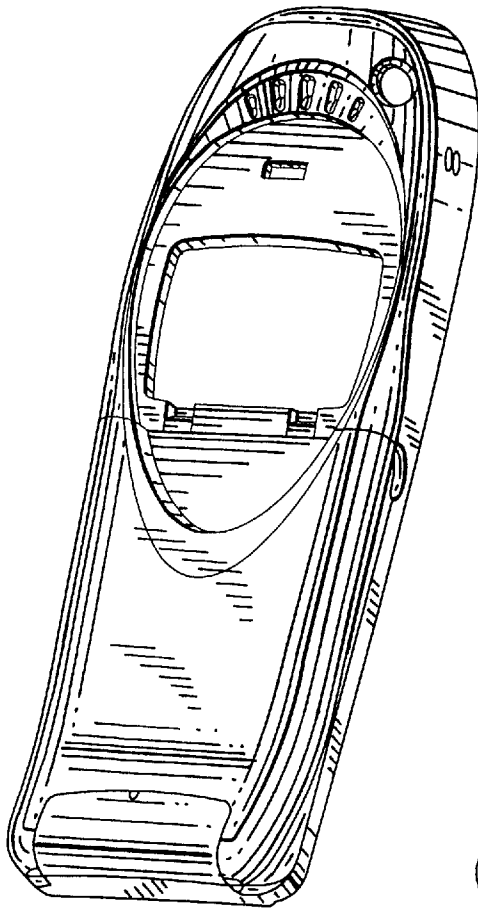
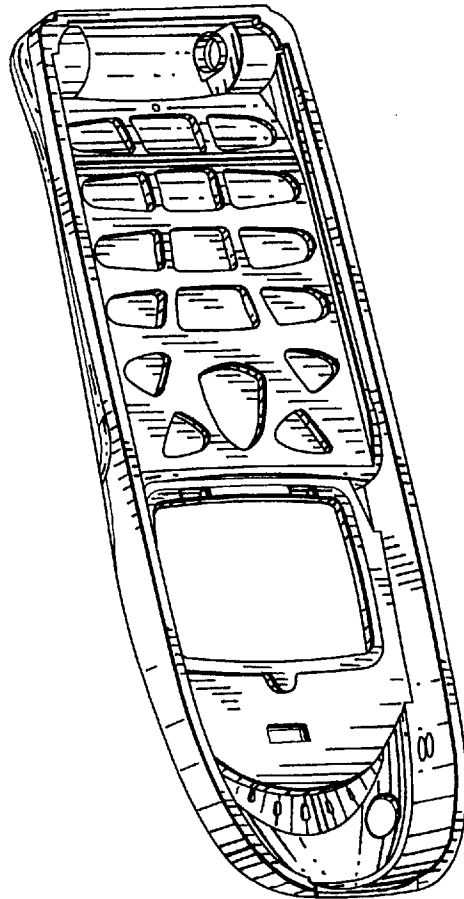


FIG. 6

FIG. 7



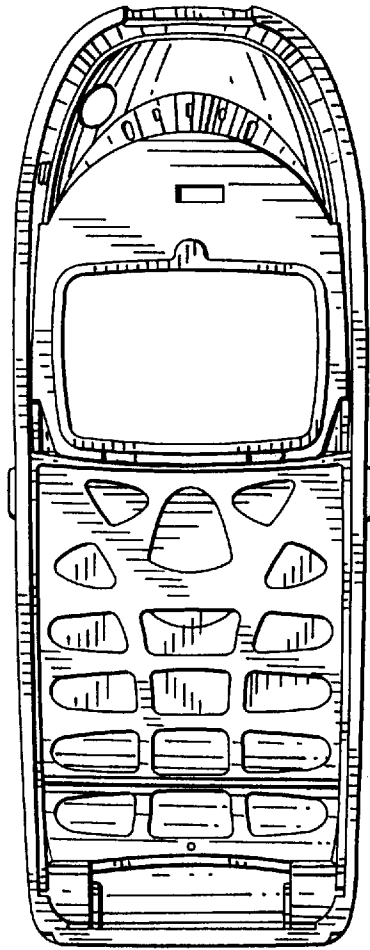


FIG.8

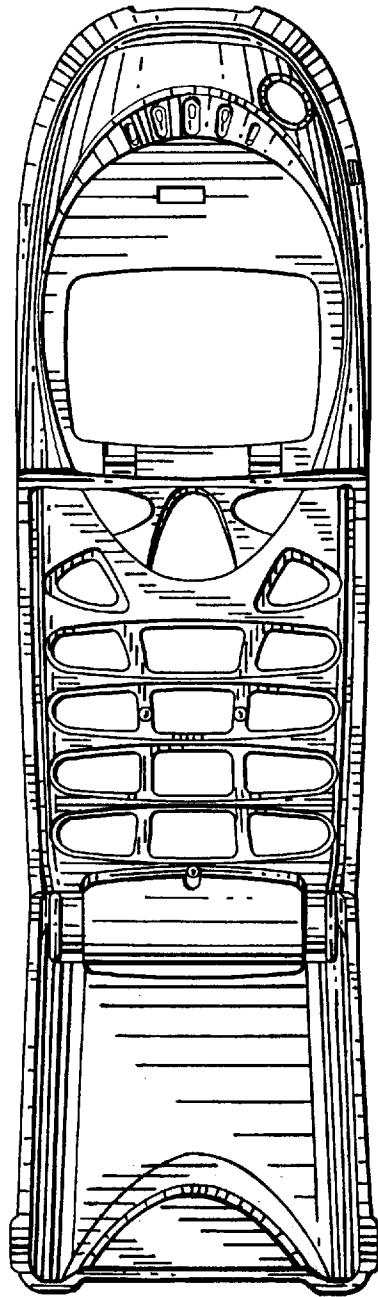


FIG.9

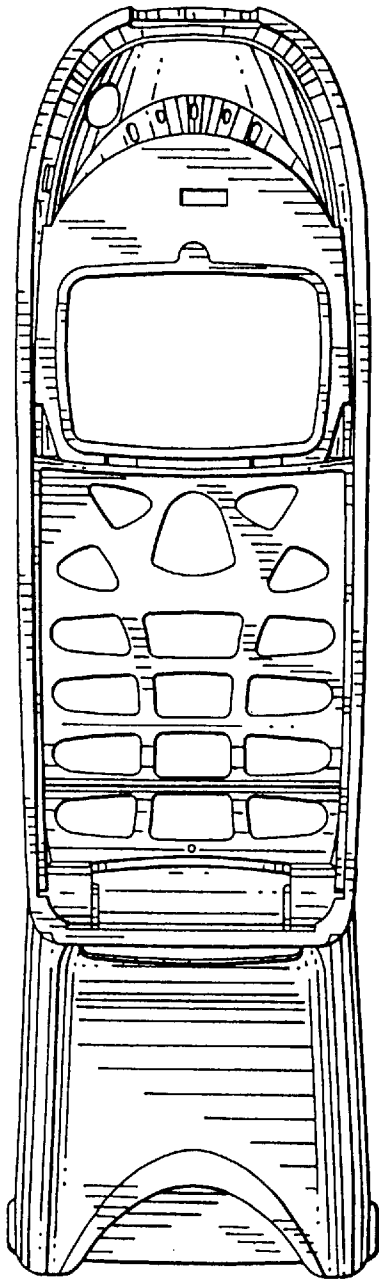


FIG. 10

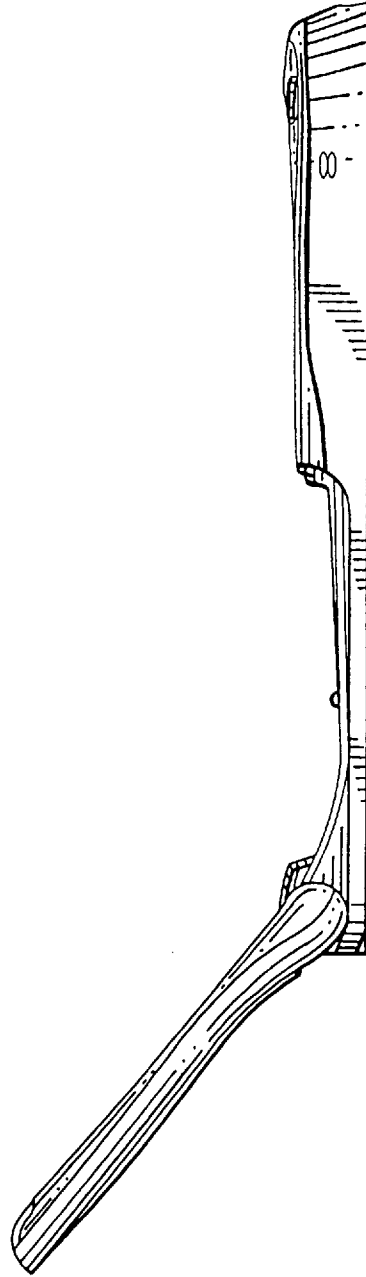


FIG. 11

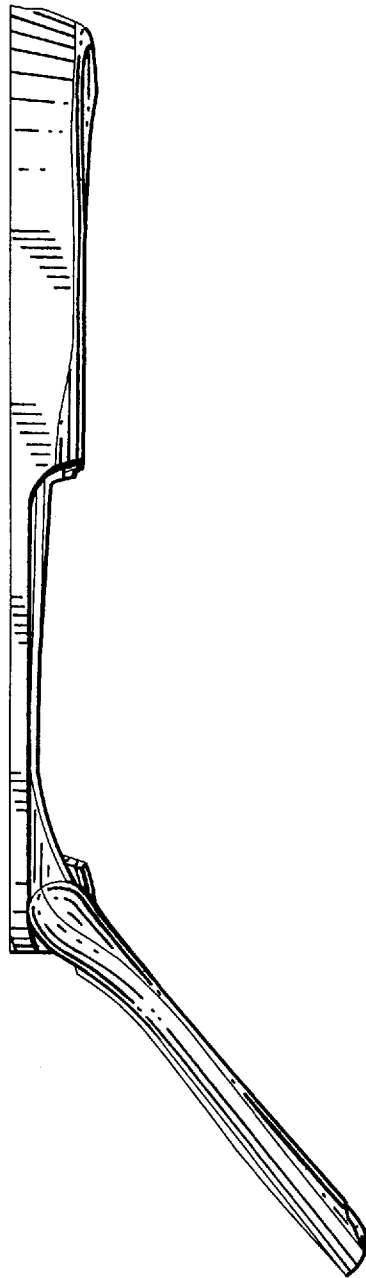


FIG.12




FIG. 13

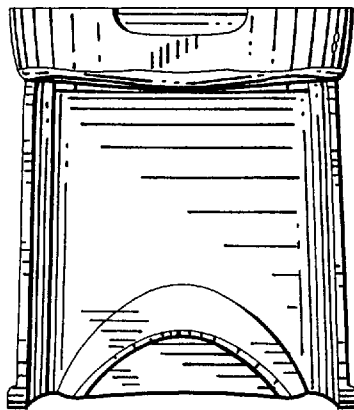


FIG. 14



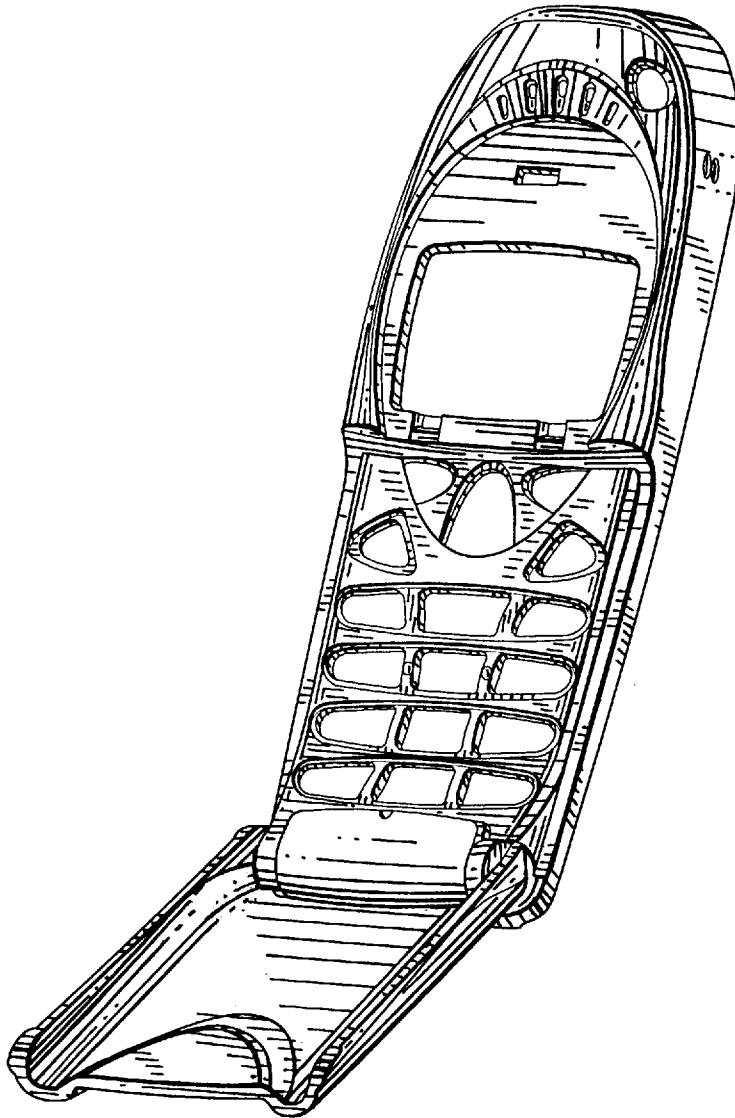


FIG. 15

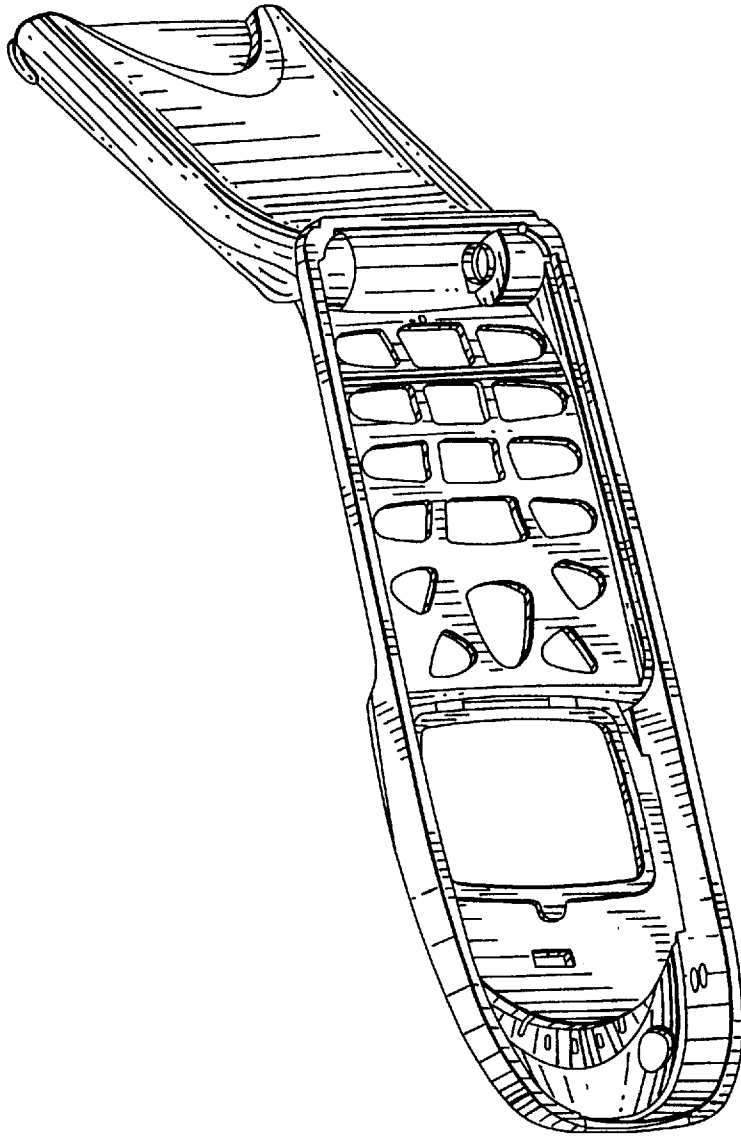


FIG.16